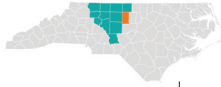


ALAMANCE

Alamance Chamber of Commerce
336-228-1338
alamancechamber.com



	2014	2024*
POPULATION (000S)	155.6	183.2
EMPLOYMENT (000S)	57.9	67.7
UNEMPLOYMENT RATE	6.2%	3.6%
PER CAPITA INCOME (000S)	\$35.4	\$51.4

EMPLOYMENT BY INDUSTRY
Healthcare: 18.4%
Retail: 14.0%

LARGEST PRIVATE-SECTOR EMPLOYER
Laboratory Corporation of America

LARGEST CITY/TOWN
Burlington (part): population 59,504

COUNTY PROPERTY TAX
49.4 cents per \$100 value

HIGHER EDUCATION
Elon University;
Alamance Community College

ALEXANDER

Alexander County Economic Development Corp.
828-632-1161
alexanderedc.org



	2014	2024*
POPULATION (000S)	36.8	36.4
EMPLOYMENT (000S)	8.8	8.5
UNEMPLOYMENT RATE	5.7%	3.7%
PER CAPITA INCOME (000S)	\$31.6	\$49.7

EMPLOYMENT BY INDUSTRY
Manufacturing: 34.2%
Government: 10.7%

LARGEST PRIVATE-SECTOR EMPLOYER
Craftmaster Furniture

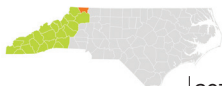
LARGEST CITY/TOWN
Taylorsville: population 2,361

COUNTY PROPERTY TAX
65.0 cents per \$100 value

HIGHER EDUCATION
Catawba County Community College

ALLEGHANY

Alleghany County Chamber of Commerce
336-372-5473
alleganycountychamber.com



	2014	2024*
POPULATION (000S)	10.9	11.6
EMPLOYMENT (000S)	3.2	3.4
UNEMPLOYMENT RATE	7.2%	3.8%
PER CAPITA INCOME (000S)	\$32.5	\$46.7

EMPLOYMENT BY INDUSTRY
Manufacturing: 20.2%
Healthcare: 11.7%

LARGEST PRIVATE-SECTOR EMPLOYER
Parkdale Mills

LARGEST CITY/TOWN
Sparta: population 1,929

COUNTY PROPERTY TAX
59.7 cents per \$100 value

HIGHER EDUCATION
Wilkes Community College

ANSON

Anson Economic Development Corp.
336-430-6318
ansonedc.com



	2014	2024*
POPULATION (000S)	25.1	21.5
EMPLOYMENT (000S)	7.6	6.6
UNEMPLOYMENT RATE	7.5%	4.4%
PER CAPITA INCOME (000S)	\$31.4	\$51.0

EMPLOYMENT BY INDUSTRY
Manufacturing: 19.8%
Government: 15.2%

LARGEST PRIVATE-SECTOR EMPLOYER
Peoplease

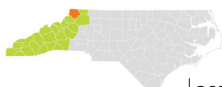
LARGEST CITY/TOWN
Wadesboro: population 5,018

COUNTY PROPERTY TAX
77.7 cents per \$100 value

HIGHER EDUCATION
South Piedmont Community College

ASHE

Ashe County Economic Development
336-846-5535
growashe.com



	2014	2024*
POPULATION (000S)	26.7	26.8
EMPLOYMENT (000S)	6.8	7.5
UNEMPLOYMENT RATE	7.6%	3.1%
PER CAPITA INCOME (000S)	\$31.2	\$48.5

EMPLOYMENT BY INDUSTRY
Retail: 16.1%
Healthcare: 14.9%

LARGEST PRIVATE-SECTOR EMPLOYER
American Emergency Vehicles

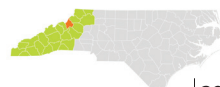
LARGEST CITY/TOWN
Jefferson: population 1,638

COUNTY PROPERTY TAX
44.0 cents per \$100 value

HIGHER EDUCATION
Wilkes Community College

AVERY

Avery County Economic Development Committee
828-733-8201
averycountync.gov/economic_development



	2014	2024*
POPULATION (000S)	17.8	17.5
EMPLOYMENT (000S)	6.8	7.2
UNEMPLOYMENT RATE	7.0%	4.3%
PER CAPITA INCOME (000S)	\$30.3	\$50.3

EMPLOYMENT BY INDUSTRY
Government: 12.3%
Retail: 12.3%

LARGEST PRIVATE-SECTOR EMPLOYER
Sugar Mountain Resort

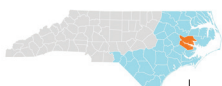
LARGEST CITY/TOWN
Banner Elk: population 1,253

COUNTY PROPERTY TAX
40.0 cents per \$100 value

HIGHER EDUCATION
Lees-McRae College;
Mayland Community College

BEAUFORT

Beaufort County Economic Development
252-946-3970
beaufortedc.com



	2014	2024*
POPULATION (000S)	46.4	43.9
EMPLOYMENT (000S)	15.5	15.8
UNEMPLOYMENT RATE	7.5%	3.7%
PER CAPITA INCOME (000S)	\$38.5	\$57.4

EMPLOYMENT BY INDUSTRY
Retail: 13.1%
Education: 8.6%

LARGEST PRIVATE-SECTOR EMPLOYER
Nutrien

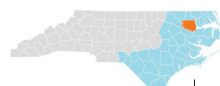
LARGEST CITY/TOWN
Washington: population 9,785

COUNTY PROPERTY TAX
44.5 cents per \$100 value

HIGHER EDUCATION
Beaufort County Community College

BERTIE

Bertie County Economic Development
252-794-5301
co.bertie.nc.us



	2014	2024*
POPULATION (000S)	19.8	16.7
EMPLOYMENT (000S)	6.3	5.2
UNEMPLOYMENT RATE	8.9%	4.9%
PER CAPITA INCOME (000S)	\$33.3	\$49.6

EMPLOYMENT BY INDUSTRY
Healthcare: 12.6%
Government: 12.6%

LARGEST PRIVATE-SECTOR EMPLOYER
Perdue Farms

LARGEST CITY/TOWN
Windsor: population 3,479

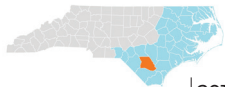
COUNTY PROPERTY TAX
93.0 cents per \$100 value

HIGHER EDUCATION
Roanoke-Chowan Community College;
Martin Community College

BLADEN

Bladen County Economic Development Commission

910-645-2292
bladennc.govoffice3.com



	2014	2024*
POPULATION (000S)	32.9	29.4
EMPLOYMENT (000S)	12.1	13.5
UNEMPLOYMENT RATE	9.2%	4.8%
PER CAPITA INCOME (000S)	\$33.5	\$50.5

EMPLOYMENT BY INDUSTRY
Manufacturing: 47.7%
Education: 6.7%

LARGEST PRIVATE-SECTOR EMPLOYER
Smithfield Foods

LARGEST CITY/TOWN
Elizabethtown: population 3,282

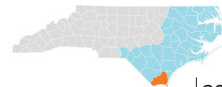
COUNTY PROPERTY TAX
78.5 cents per \$100 value

HIGHER EDUCATION
Bladen Community College

BRUNSWICK

Brunswick Business and Industry Development

910-408-1603
brunswickbid.com



	2014	2024*
POPULATION (000S)	115.5	168.2
EMPLOYMENT (000S)	29.3	41.3
UNEMPLOYMENT RATE	7.0%	4.1%
PER CAPITA INCOME (000S)	\$38.4	\$62.1

EMPLOYMENT BY INDUSTRY
Retail: 16.2%
Hospitality: 14.6%

LARGEST PRIVATE-SECTOR EMPLOYER
Walmart

LARGEST CITY/TOWN
Leland: population 33,065

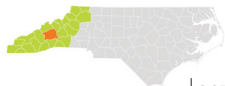
COUNTY PROPERTY TAX
34.2 cents per \$100 value

HIGHER EDUCATION
Brunswick Community College

BUNCOMBE

Economic Development Coalition Asheville-Buncombe County

828-258-6101
ashevillchamber.org/economic-development



	2014	2024*
POPULATION (000S)	252.4	280.0
EMPLOYMENT (000S)	119.1	136.5
UNEMPLOYMENT RATE	4.7%	4.3%
PER CAPITA INCOME (000S)	\$39.9	\$66.3

EMPLOYMENT BY INDUSTRY
Healthcare: 19.9%
Hospitality: 12.9%

LARGEST PRIVATE-SECTOR EMPLOYER
Mission Health

LARGEST CITY/TOWN
Asheville: population 98,270

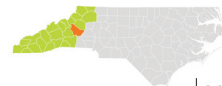
COUNTY PROPERTY TAX
54.7 cents per \$100 value

HIGHER EDUCATION
UNC Asheville; Montreat College; Warren Wilson College; Asheville-Buncombe Technical Community College

BURKE

Burke Development Inc.

828-764-9370
burkedevinc.com



	2014	2024*
POPULATION (000S)	87.5	90.6
EMPLOYMENT (000S)	29.4	29.6
UNEMPLOYMENT RATE	6.8%	3.6%
PER CAPITA INCOME (000S)	\$30.3	\$47.6

EMPLOYMENT BY INDUSTRY
Manufacturing: 24.8%
Healthcare: 22.4%

LARGEST PRIVATE-SECTOR EMPLOYER
UNC Health Blue Ridge

LARGEST CITY/TOWN
Morganton: population 18,206

COUNTY PROPERTY TAX
55.5 cents per \$100 value

HIGHER EDUCATION
Western Piedmont Community College

CABARRUS

Cabarrus Economic Development Corp.

704-703-1725
cabarrusedc.com



	2014	2024*
POPULATION (000S)	193.7	246.6
EMPLOYMENT (000S)	66.3	87.7
UNEMPLOYMENT RATE	5.7%	3.4%
PER CAPITA INCOME (000S)	\$38.5	\$57.7

EMPLOYMENT BY INDUSTRY
Retail: 14.8%
Healthcare: 13.3%

LARGEST PRIVATE-SECTOR EMPLOYER
Atrium Health Cabarrus

LARGEST CITY/TOWN
Concord (part): population 115,053

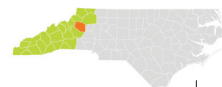
COUNTY PROPERTY TAX
57.6 cents per \$100 value

HIGHER EDUCATION
Barber-Scotia College; Rowan-Cabarrus Community College; Cabarrus College of Health Sciences

CALDWELL

Caldwell County Economic Development

828-728-0768
caldwelledc.org



	2014	2024*
POPULATION (000S)	81.3	82.3
EMPLOYMENT (000S)	22.8	25.5
UNEMPLOYMENT RATE	7.0%	3.5%
PER CAPITA INCOME (000S)	\$30.0	\$47.4

EMPLOYMENT BY INDUSTRY
Manufacturing: 22.4%
Healthcare: 13.1%

LARGEST PRIVATE-SECTOR EMPLOYER
Merchants Distributors

LARGEST CITY/TOWN
Lenoir: population 18,814

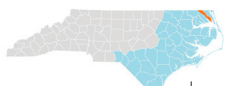
COUNTY PROPERTY TAX
49.8 cents per \$100 value

HIGHER EDUCATION
Caldwell Community College and Technical Institute

CAMDEN

Camden County Economic Development Commission

252-338-6363, ext. 310
camdencountync.gov



	2014	2024*
POPULATION (000S)	10.0	10.7
EMPLOYMENT (000S)	1.5	1.3
UNEMPLOYMENT RATE	6.5%	2.8%
PER CAPITA INCOME (000S)	\$42.0	\$60.4

EMPLOYMENT BY INDUSTRY
Government: 12.9%
Retail: 9.9%

LARGEST PRIVATE-SECTOR EMPLOYER
V&N Trucking

LARGEST CITY/TOWN
Elizabeth City (part): population 41

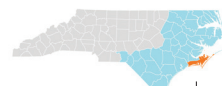
COUNTY PROPERTY TAX
73.0 cents per \$100 value

HIGHER EDUCATION
College of The Albemarle

CARTERET

Carteret County Economic Development Department

252-648-7880
carteretcountync.gov



	2014	2024*
POPULATION (000S)	68.1	70.8
EMPLOYMENT (000S)	22.5	25.0
UNEMPLOYMENT RATE	5.9%	3.4%
PER CAPITA INCOME (000S)	\$43.1	\$68.5

EMPLOYMENT BY INDUSTRY
Hospitality: 17.6%
Retail: 17.4%

LARGEST PRIVATE-SECTOR EMPLOYER
Walmart

LARGEST CITY/TOWN
Morehead City: population 10,207

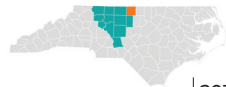
COUNTY PROPERTY TAX
22.5 cents per \$100 value

HIGHER EDUCATION
Carteret Community College

CASWELL

Caswell County Economic Development

336-694-4193, ext. 2102
allincaswellinc.com



	2014	2024*
POPULATION (000S)	23.2	22.5
EMPLOYMENT (000S)	3.0	3.0
UNEMPLOYMENT RATE	6.7%	3.6%
PER CAPITA INCOME (000S)	\$30.5	\$43.4

EMPLOYMENT BY INDUSTRY
Government: 19.3%
Construction: 16.0%

LARGEST PRIVATE-SECTOR EMPLOYER
RWS Construction

LARGEST CITY/TOWN
Yanceyville: population 1,843

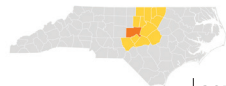
COUNTY PROPERTY TAX
62.7 cents per \$100 value

HIGHER EDUCATION
Piedmont Community College

CHATHAM

Chatham County Economic Development Corp.

919-542-8274
chathamcdc.org



	2014	2024*
POPULATION (000S)	67.3	82.8
EMPLOYMENT (000S)	14.3	18.5
UNEMPLOYMENT RATE	4.4%	3.1%
PER CAPITA INCOME (000S)	\$52.8	\$86.0

EMPLOYMENT BY INDUSTRY
Healthcare: 15.0%
Hospitality: 10.0%

LARGEST PRIVATE-SECTOR EMPLOYER
NC Welding & Rigging

LARGEST CITY/TOWN
Siler City: population 7,838

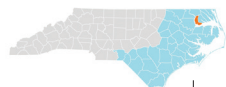
COUNTY PROPERTY TAX
60.0 cents per \$100 value

HIGHER EDUCATION
Central Carolina Community College

CHOWAN

Edenton Chowan Partnership Inc.

252-482-2007
edenton.net



	2014	2024*
POPULATION (000S)	14.4	13.8
EMPLOYMENT (000S)	4.6	5.1
UNEMPLOYMENT RATE	7.8%	3.5%
PER CAPITA INCOME (000S)	\$35.3	\$54.6

EMPLOYMENT BY INDUSTRY
Healthcare: 17.8%
Retail: 12.5%

LARGEST PRIVATE-SECTOR EMPLOYER
Meherrin Agricultural & Chemical

LARGEST CITY/TOWN
Edenton: population 4,479

COUNTY PROPERTY TAX
69.5 cents per \$100 value

HIGHER EDUCATION
College of The Albemarle

CLEVELAND

Cleveland County Economic Development Partnership

704-669-4703
chooseclevelandcountync.com



	2014	2024*
POPULATION (000S)	97.1	101.1
EMPLOYMENT (000S)	33.3	36.7
UNEMPLOYMENT RATE	6.7%	4.0%
PER CAPITA INCOME (000S)	\$32.4	\$47.8

EMPLOYMENT BY INDUSTRY
Manufacturing: 18.7%
Healthcare: 15.0%

LARGEST PRIVATE-SECTOR EMPLOYER
Walmart

LARGEST CITY/TOWN
Shelby: population 22,168

COUNTY PROPERTY TAX
54.5 cents per \$100 value

HIGHER EDUCATION
Gardner-Webb University;
Cleveland Community College

CATAWBA

Catawba County Economic Development Corp.

828-267-1564
catawbaedc.org



	2014	2024*
POPULATION (000S)	156.0	168.1
EMPLOYMENT (000S)	81.8	89.4
UNEMPLOYMENT RATE	6.7%	3.6%
PER CAPITA INCOME (000S)	\$37.7	\$57.6

EMPLOYMENT BY INDUSTRY
Manufacturing: 25.8%
Healthcare: 12.7%

LARGEST PRIVATE-SECTOR EMPLOYER
Corning Optical

LARGEST CITY/TOWN
Hickory (part): population 45,902

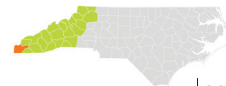
COUNTY PROPERTY TAX
39.9 cents per \$100 value

HIGHER EDUCATION
Lenoir-Rhyne University;
Catawba Valley Community College

CHEROKEE

Cherokee County Economic Development

828-835-9564, ext. 204
cherokeecounty-nc.gov



	2014	2024*
POPULATION (000S)	27.2	29.9
EMPLOYMENT (000S)	7.8	8.0
UNEMPLOYMENT RATE	8.3%	3.8%
PER CAPITA INCOME (000S)	\$28.9	\$42.0

EMPLOYMENT BY INDUSTRY
Retail: 18.3%
Healthcare: 17.5%

LARGEST PRIVATE-SECTOR EMPLOYER
Erlanger Western Carolina Hospital

LARGEST CITY/TOWN
Murphy: population 1,806

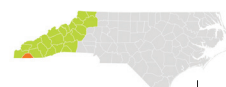
COUNTY PROPERTY TAX
61.0 cents per \$100 value

HIGHER EDUCATION
Tri-County Community College

CLAY

Clay County Economic Development

828-389-0089
economic.claync.us



	2014	2024*
POPULATION (000S)	10.7	11.9
EMPLOYMENT (000S)	2.0	2.2
UNEMPLOYMENT RATE	6.1%	3.3%
PER CAPITA INCOME (000S)	\$30.1	\$47.1

EMPLOYMENT BY INDUSTRY
Retail: 19.2%
Healthcare: 13.6%

LARGEST PRIVATE-SECTOR EMPLOYER
Ingles Markets

LARGEST CITY/TOWN
Hayesville: population 483

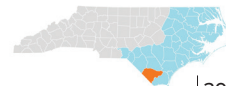
COUNTY PROPERTY TAX
43.0 cents per \$100 value

HIGHER EDUCATION
Tri-County Community College

COLUMBUS

Columbus County Economic Development Commission

910-640-6608
columbusedc.com



	2014	2024*
POPULATION (000S)	55.3	51.0
EMPLOYMENT (000S)	15.7	14.5
UNEMPLOYMENT RATE	8.4%	4.4%
PER CAPITA INCOME (000S)	\$30.6	\$45.9

EMPLOYMENT BY INDUSTRY
Healthcare: 18.6%
Retail: 13.4%

LARGEST PRIVATE-SECTOR EMPLOYER
Columbus Regional Healthcare System

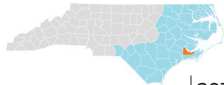
LARGEST CITY/TOWN
Whiteville: population 4,689

COUNTY PROPERTY TAX
80.5 cents per \$100 value

HIGHER EDUCATION
Southeastern Community College

CRAVEN

Craven 100 Alliance
252-633-5300
cravenbusiness.com



	2014	2024*
POPULATION (000S)	103.2	103.2
EMPLOYMENT (000S)	39.1	40.9
UNEMPLOYMENT RATE	7.3%	3.7%
PER CAPITA INCOME (000S)	\$39.2	\$58.1

EMPLOYMENT BY INDUSTRY
Healthcare: 18.4%
Government: 17.3%

LARGEST PRIVATE-SECTOR EMPLOYER
BSH Home Appliances

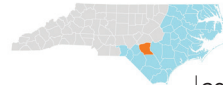
LARGEST CITY/TOWN
New Bern: population 35,266

COUNTY PROPERTY TAX
44.5 cents per \$100 value

HIGHER EDUCATION
Craven Community College

CUMBERLAND

Fayetteville Cumberland Economic Development Corp.
910-500-6464
fcedc.com



	2014	2024*
POPULATION (000S)	330.0	338.0
EMPLOYMENT (000S)	119.6	123.0
UNEMPLOYMENT RATE	7.4%	4.5%
PER CAPITA INCOME (000S)	\$34.8	\$48.3

EMPLOYMENT BY INDUSTRY
Healthcare: 19.9%
Retail: 13.5%

LARGEST PRIVATE-SECTOR EMPLOYER
Walmart

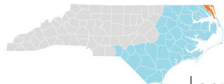
LARGEST CITY/TOWN
Fayetteville: population 211,756

COUNTY PROPERTY TAX
49.9 cents per \$100 value

HIGHER EDUCATION
Methodist University; Fayetteville State University; Fayetteville Technical Community College

CURRITUCK

Currituck County Economic Development
252-232-0719
currituckcountync.gov



	2014	2024*
POPULATION (000S)	24.7	32.1
EMPLOYMENT (000S)	6.5	7.5
UNEMPLOYMENT RATE	5.3%	2.8%
PER CAPITA INCOME (000S)	\$40.9	\$63.8

EMPLOYMENT BY INDUSTRY
Retail: 18.9%
Hospitality: 12.7%

LARGEST PRIVATE-SECTOR EMPLOYER
Food Lion

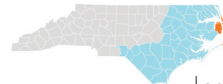
LARGEST CITY/TOWN
Myock, unincorporated

COUNTY PROPERTY TAX
62.0 cents per \$100 value

HIGHER EDUCATION
College of The Albemarle

DARE

The Outer Banks Chamber of Commerce
252-441-8144
outerbankschamber.com



	2014	2024*
POPULATION (000S)	34.9	38.1
EMPLOYMENT (000S)	19.0	20.4
UNEMPLOYMENT RATE	7.8%	4.1%
PER CAPITA INCOME (000S)	\$47.8	\$73.3

EMPLOYMENT BY INDUSTRY
Hospitality: 22.7%
Retail: 19.9%

LARGEST PRIVATE-SECTOR EMPLOYER
Food Lion

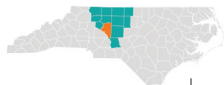
LARGEST CITY/TOWN
Kill Devil Hills: population 7,936

COUNTY PROPERTY TAX
26.3 cents per \$100 value

HIGHER EDUCATION
College of The Albemarle

DAVIDSON

Davidson County Economic Development Commission
336-236-3233
davidsoncountyedc.com



	2014	2024*
POPULATION (000S)	163.3	178.6
EMPLOYMENT (000S)	41.3	46.6
UNEMPLOYMENT RATE	6.5%	3.7%
PER CAPITA INCOME (000S)	\$34.0	\$51.4

EMPLOYMENT BY INDUSTRY
Manufacturing: 22.0%
Retail: 11.4%

LARGEST PRIVATE-SECTOR EMPLOYER
Old Dominion Freight Line

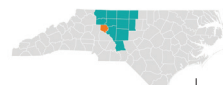
LARGEST CITY/TOWN
Thomasville (part): population 27,474

COUNTY PROPERTY TAX
54.0 cents per \$100 value

HIGHER EDUCATION
Davidson County Community College

DAVIE

Davie County Economic Development Commission
336-751-2714
daviecountyedc.com



	2014	2024*
POPULATION (000S)	41.0	44.8
EMPLOYMENT (000S)	10.8	13.9
UNEMPLOYMENT RATE	5.6%	3.3%
PER CAPITA INCOME (000S)	\$41.5	\$63.3

EMPLOYMENT BY INDUSTRY
Manufacturing: 25.5%
Healthcare: 12.6%

LARGEST PRIVATE-SECTOR EMPLOYER
Ashley Furniture Industries

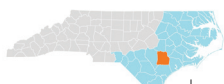
LARGEST CITY/TOWN
Mocksville: population 6,506

COUNTY PROPERTY TAX
64.9 cents per \$100 value

HIGHER EDUCATION
Davidson County Community College

DUPLIN

Duplin County Economic Development Commission
910-296-2180
duplinedc.com



	2014	2024*
POPULATION (000S)	55.0	49.8
EMPLOYMENT (000S)	20.0	19.4
UNEMPLOYMENT RATE	6.9%	3.3%
PER CAPITA INCOME (000S)	\$36.2	\$53.7

EMPLOYMENT BY INDUSTRY
Manufacturing: 34.6%
Retail: 9.4%

LARGEST PRIVATE-SECTOR EMPLOYER
Butterball

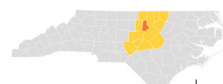
LARGEST CITY/TOWN
Wallace (part): population 3,495

COUNTY PROPERTY TAX
58.0 cents per \$100 value

HIGHER EDUCATION
James Sprunt Community College

DURHAM

Durham Economic Development
919-328-8750
durhameconomicdevelopment.com



	2014	2024*
POPULATION (000S)	294.5	340.7
EMPLOYMENT (000S)	188.9	236.7
UNEMPLOYMENT RATE	5.2%	3.2%
PER CAPITA INCOME (000S)	\$43.1	\$64.1

EMPLOYMENT BY INDUSTRY
Healthcare: 18.6%
Professional services: 14.5%

LARGEST PRIVATE-SECTOR EMPLOYER
Duke University

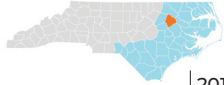
LARGEST CITY/TOWN
Durham (part): population 300,467

COUNTY PROPERTY TAX
55.4 cents per \$100 value

HIGHER EDUCATION
Duke University; NC Central University; Durham Technical Community College

EDGECOMBE

Carolinas Gateway Partnership
252-442-0114
econdev.org



	2014	2024*
POPULATION (000S)	53.8	48.5
EMPLOYMENT (000S)	17.7	15.3
UNEMPLOYMENT RATE	10.9%	5.2%
PER CAPITA INCOME (000S)	\$31.6	\$47.2

EMPLOYMENT BY INDUSTRY
Manufacturing: 21.2%
Government: 14.7%

LARGEST PRIVATE-SECTOR EMPLOYER
Sara Lee

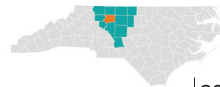
LARGEST CITY/TOWN
Rocky Mount (part): population 15,375

COUNTY PROPERTY TAX
89.0 cents per \$100 value

HIGHER EDUCATION
Edgecombe Community College

FORSYTH

Greater Winston-Salem Inc.
336-728-9200
winstonsalem.com



	2014	2024*
POPULATION (000S)	364.2	395.6
EMPLOYMENT (000S)	177.8	192.6
UNEMPLOYMENT RATE	6.0%	3.8%
PER CAPITA INCOME (000S)	\$42.5	\$60.5

EMPLOYMENT BY INDUSTRY
Healthcare: 22.6%
Retail: 11.6%

LARGEST PRIVATE-SECTOR EMPLOYER
Wake Forest Baptist Medical Center

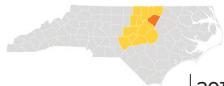
LARGEST CITY/TOWN
Winston-Salem: population 259,045

COUNTY PROPERTY TAX
53.5 cents per \$100 value

HIGHER EDUCATION
Wake Forest University; Salem College; Winston-Salem State University; UNC School of the Arts; Forsyth Technical Community College

FRANKLIN

Franklin County Economic Development
919-554-1863
discoverfranklincountync.com



	2014	2024*
POPULATION (000S)	62.0	80.4
EMPLOYMENT (000S)	11.2	13.7
UNEMPLOYMENT RATE	5.8%	3.3%
PER CAPITA INCOME (000S)	\$31.8	\$49.7

EMPLOYMENT BY INDUSTRY
Manufacturing: 18.9%
Construction: 11.5%

LARGEST PRIVATE-SECTOR EMPLOYER
Novozymes North America

LARGEST CITY/TOWN
Louisburg: population 3,329

COUNTY PROPERTY TAX
50.5 cents per \$100 value

HIGHER EDUCATION
Louisburg College;
Vance-Granville Community College

GASTON

Gaston County Economic Development Commission
704-825-4046
gaston.org



	2014	2024*
POPULATION (000S)	211.6	244.1
EMPLOYMENT (000S)	68.4	79.5
UNEMPLOYMENT RATE	6.4%	3.7%
PER CAPITA INCOME (000S)	\$35.8	\$52.4

EMPLOYMENT BY INDUSTRY
Manufacturing: 17.7%
Healthcare: 17.5%

LARGEST PRIVATE-SECTOR EMPLOYER
CaroMont Health

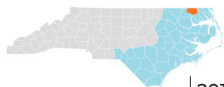
LARGEST CITY/TOWN
Gastonia: population 85,636

COUNTY PROPERTY TAX
59.9 cents per \$100 value

HIGHER EDUCATION
Belmont Abbey College;
Gaston College

GATES

Gates County Chamber of Commerce
252-435-4603
gateschambernc.com



	2014	2024*
POPULATION (000S)	11.4	10.3
EMPLOYMENT (000S)	1.4	1.4
UNEMPLOYMENT RATE	6.6%	3.4%
PER CAPITA INCOME (000S)	\$35.3	\$52.9

EMPLOYMENT BY INDUSTRY
Retail: 13.2%
Government: 12.6%

LARGEST PRIVATE-SECTOR EMPLOYER
Ashton Lewis Lumber

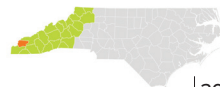
LARGEST CITY/TOWN
Gatesville: population 257

COUNTY PROPERTY TAX
67.0 cents per \$100 value

HIGHER EDUCATION
College of The Albemarle

GRAHAM

Graham County Planning and Economic Development
828-479-7984
grahamcounty.org



	2014	2024*
POPULATION (000S)	8.5	8.0
EMPLOYMENT (000S)	2.0	2.0
UNEMPLOYMENT RATE	12.0%	3.6%
PER CAPITA INCOME (000S)	\$29.6	\$44.4

EMPLOYMENT BY INDUSTRY
Construction: 22.6%
Hospitality: 13.8%

LARGEST PRIVATE-SECTOR EMPLOYER
Crisp & Crisp

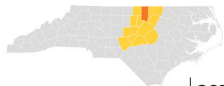
LARGEST CITY/TOWN
Robbinsville: population 569

COUNTY PROPERTY TAX
59.0 cents per \$100 value

HIGHER EDUCATION
Tri-County Community College

GRANVILLE

Granville County Economic Development
919-693-5911
granvillecounty.org



	2014	2024*
POPULATION (000S)	55.7	62.4
EMPLOYMENT (000S)	20.0	20.3
UNEMPLOYMENT RATE	6.7%	3.5%
PER CAPITA INCOME (000S)	\$33.2	\$49.9

EMPLOYMENT BY INDUSTRY
Healthcare: 22.3%
Manufacturing: 18.4%

LARGEST PRIVATE-SECTOR EMPLOYER
Food Lion

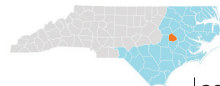
LARGEST CITY/TOWN
Oxford: population 8,895

COUNTY PROPERTY TAX
63.1 cents per \$100 value

HIGHER EDUCATION
Vance-Granville Community College

GREENE

North Carolina Global TransPark Economic Development Region
252-775-6180
ncgtpedr.com



	2014	2024*
POPULATION (000S)	20.8	20.2
EMPLOYMENT (000S)	4.0	4.5
UNEMPLOYMENT RATE	6.6%	3.2%
PER CAPITA INCOME (000S)	\$30.6	\$40.3

EMPLOYMENT BY INDUSTRY
Government: 26.8%
Healthcare: 11.6%

LARGEST PRIVATE-SECTOR EMPLOYER
H&T Transit

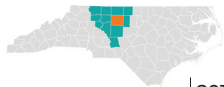
LARGEST CITY/TOWN
Snow Hill: population 1,574

COUNTY PROPERTY TAX
78.6 cents per \$100 value

HIGHER EDUCATION
Lenoir Community College

GUILFORD

Greensboro Chamber of Commerce
336-387-8310, greensboro.org
High Point Economic Development Corp.
336-883-3116, highpointnc.gov



	2014	2024*
POPULATION (000S)	512.6	554.8
EMPLOYMENT (000S)	269.3	288.0
UNEMPLOYMENT RATE	6.6%	4.1%
PER CAPITA INCOME (000S)	\$40.2	\$59.2

EMPLOYMENT BY INDUSTRY
Healthcare: 13.5%
Retail: 11.1%

LARGEST PRIVATE-SECTOR EMPLOYER
Cone Health

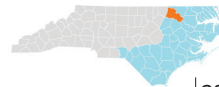
LARGEST CITY/TOWN
Greensboro: population 306,762

COUNTY PROPERTY TAX
73.1 cents per \$100 value

HIGHER EDUCATION
Bennett, Guilford and Greensboro colleges; High Point and NC A&T State universities; UNC Greensboro; Guilford Technical Community College

HALIFAX

Halifax County Economic Development Commission
252-519-2630
halifaxdevelopment.com



	2014	2024*
POPULATION (000S)	51.9	46.2
EMPLOYMENT (000S)	16.0	15.2
UNEMPLOYMENT RATE	9.6%	5.2%
PER CAPITA INCOME (000S)	\$31.9	\$46.9

EMPLOYMENT BY INDUSTRY
Healthcare: 17.0%
Manufacturing: 14.3%

LARGEST PRIVATE-SECTOR EMPLOYER
Resers Fine Foods

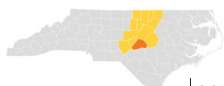
LARGEST CITY/TOWN
Roanoke Rapids: population 14,592

COUNTY PROPERTY TAX
70.0 cents per \$100 value

HIGHER EDUCATION
Halifax Community College

HARNETT

Harnett County Economic Development
910-893-7524
harnettedc.org



	2014	2024*
POPULATION (000S)	124.5	144.9
EMPLOYMENT (000S)	22.9	28.1
UNEMPLOYMENT RATE	7.2%	3.8%
PER CAPITA INCOME (000S)	\$31.4	\$47.5

EMPLOYMENT BY INDUSTRY
Retail: 17.5%
Healthcare: 13.1%

LARGEST PRIVATE-SECTOR EMPLOYER
Food Lion

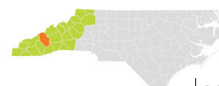
LARGEST CITY/TOWN
Dunn: population 8,642

COUNTY PROPERTY TAX
59.1 cents per \$100 value

HIGHER EDUCATION
Campbell University;
Central Carolina Community College

HAYWOOD

Haywood County Community and Economic Development
828-356-2638
haywoodcountync.gov



	2014	2024*
POPULATION (000S)	59.3	64.4
EMPLOYMENT (000S)	16.6	17.5
UNEMPLOYMENT RATE	5.3%	3.6%
PER CAPITA INCOME (000S)	\$34.8	\$53.8

EMPLOYMENT BY INDUSTRY
Retail: 18.5%
Hospitality: 15.1%

LARGEST PRIVATE-SECTOR EMPLOYER
Haywood Regional Medical Center

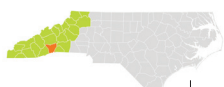
LARGEST CITY/TOWN
Waynesville: population 10,633

COUNTY PROPERTY TAX
55.0 cents per \$100 value

HIGHER EDUCATION
Haywood Community College

HENDERSON

Henderson County Partnership for Economic Development 828-692-6373
gohendersoncountync.org



	2014	2024*
POPULATION (000S)	109.8	122.1
EMPLOYMENT (000S)	35.0	44.2
UNEMPLOYMENT RATE	4.8%	3.2%
PER CAPITA INCOME (000S)	\$37.4	\$59.3

EMPLOYMENT BY INDUSTRY
Healthcare: 19.0%
Manufacturing: 13.0%

LARGEST PRIVATE-SECTOR EMPLOYER
AdventHealth Hendersonville

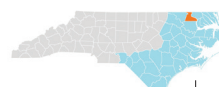
LARGEST CITY/TOWN
Hendersonville: population 17,149

COUNTY PROPERTY TAX
43.1 cents per \$100 value

HIGHER EDUCATION
Blue Ridge Community College

HERTFORD

Hertford County Economic Development
252-358-7801
hertfordcountync.gov



	2014	2024*
POPULATION (000S)	23.7	18.5
EMPLOYMENT (000S)	9.0	8.6
UNEMPLOYMENT RATE	7.5%	4.3%
PER CAPITA INCOME (000S)	\$29.0	\$46.1

EMPLOYMENT BY INDUSTRY
Healthcare: 26.0%
Retail: 18.0%

LARGEST PRIVATE-SECTOR EMPLOYER
Jernigan Oil

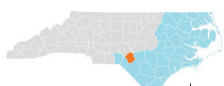
LARGEST CITY/TOWN
Ahoskie: population 4,639

COUNTY PROPERTY TAX
84.0 cents per \$100 value

HIGHER EDUCATION
Chowan University;
Roanoke-Chowan Community College

HOKE

Raeford Hoke Economic Development Commission
910-875-6113
hokecounty.net



	2014	2024*
POPULATION (000S)	50.0	55.6
EMPLOYMENT (000S)	8.2	9.0
UNEMPLOYMENT RATE	6.7%	4.3%
PER CAPITA INCOME (000S)	\$29.6	\$43.2

EMPLOYMENT BY INDUSTRY
Healthcare: 22.0%
Manufacturing: 17.4%

LARGEST PRIVATE-SECTOR EMPLOYER
Butterball

LARGEST CITY/TOWN
Raeford: population 4,738

COUNTY PROPERTY TAX
73.0 cents per \$100 value

HIGHER EDUCATION
Sandhills Community College

HYDE

Hyde County Office of Planning and Economic Development
252-926-4178
hydecountync.gov



	2014	2024*
POPULATION (000S)	5.4	4.6
EMPLOYMENT (000S)	2.2	1.8
UNEMPLOYMENT RATE	7.9%	5.7%
PER CAPITA INCOME (000S)	\$33.7	\$52.3

EMPLOYMENT BY INDUSTRY
Government: 19.7%
Hospitality: 15.9%

LARGEST PRIVATE-SECTOR EMPLOYER
Illinois Tool Works

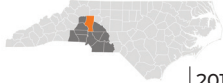
LARGEST CITY/TOWN
Swan Quarter, unincorporated

COUNTY PROPERTY TAX
92.0 cents per \$100 value

HIGHER EDUCATION
Beaufort County Community College

IREDELL

Iredell Economic Development Corp.
704-663-1898
iredelledc.com



	2014	2024*
POPULATION (000S)	168.1	206.1
EMPLOYMENT (000S)	67.7	81.2
UNEMPLOYMENT RATE	6.0%	3.3%
PER CAPITA INCOME (000S)	\$43.7	\$66.8

EMPLOYMENT BY INDUSTRY
Retail: 15.2%
Manufacturing: 14.0%

LARGEST PRIVATE-SECTOR EMPLOYER
Lowe's

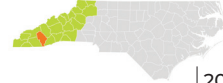
LARGEST CITY/TOWN
Mooresville: population 59,494

COUNTY PROPERTY TAX
50.0 cents per \$100 value

HIGHER EDUCATION
Mitchell Community College

JACKSON

Jackson County Office of Economic Development, 828-631-2240
jacksonthrive.jacksonnc.org



	2014	2024*
POPULATION (000S)	40.8	44.7
EMPLOYMENT (000S)	12.8	14.5
UNEMPLOYMENT RATE	5.6%	3.6%
PER CAPITA INCOME (000S)	\$28.9	\$46.6

EMPLOYMENT BY INDUSTRY
Education: 21.3%
Hospitality: 17.3%

LARGEST PRIVATE-SECTOR EMPLOYER
Harris Regional Hospital

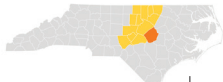
LARGEST CITY/TOWN
Sylva: population 2,543

COUNTY PROPERTY TAX
31.0 cents per \$100 value

HIGHER EDUCATION
Western Carolina University;
Southwestern Community College

JOHNSTON

Johnston County Economic Development
919-205-1232
growwithjoco.com



	2014	2024*
POPULATION (000S)	181.5	248.9
EMPLOYMENT (000S)	44.2	61.0
UNEMPLOYMENT RATE	5.5%	3.1%
PER CAPITA INCOME (000S)	\$35.1	\$52.8

EMPLOYMENT BY INDUSTRY
Manufacturing: 13.4%
Retail: 13.2%

LARGEST PRIVATE-SECTOR EMPLOYER
Novo Nordisk

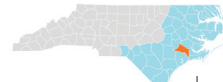
LARGEST CITY/TOWN
Clayton (part): population 31,312

COUNTY PROPERTY TAX
52.0 cents per \$100 value

HIGHER EDUCATION
Johnston Community College

JONES

Jones County Economic Development
252-448-1315
jonescountync.gov



	2014	2024*
POPULATION (000S)	9.9	9.3
EMPLOYMENT (000S)	1.6	1.7
UNEMPLOYMENT RATE	7.3%	3.6%
PER CAPITA INCOME (000S)	\$39.0	\$49.6

EMPLOYMENT BY INDUSTRY
Healthcare: 21.2%
Government: 13.0%

LARGEST PRIVATE-SECTOR EMPLOYER
Brookstone Living Center

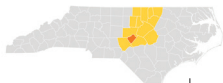
LARGEST CITY/TOWN
Maysville: population 839

COUNTY PROPERTY TAX
74.0 cents per \$100 value

HIGHER EDUCATION
Lenoir Community College

LEE

Sanford Area Growth Alliance
919-774-8439
growsanfordnc.com



	2014	2024*
POPULATION (000S)	59.5	68.8
EMPLOYMENT (000S)	23.7	27.7
UNEMPLOYMENT RATE	8.1%	3.5%
PER CAPITA INCOME (000S)	\$34.6	\$53.3

EMPLOYMENT BY INDUSTRY
Manufacturing: 30.2%
Retail: 11.9%

LARGEST PRIVATE-SECTOR EMPLOYER
Caterpillar

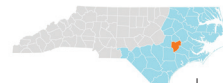
LARGEST CITY/TOWN
Sanford: population 32,813

COUNTY PROPERTY TAX
65.0 cents per \$100 value

HIGHER EDUCATION
Central Carolina Community College

LENOIR

North Carolina Global TransPark Economic Development Region
252-775-6180
ncgtpedr.com



	2014	2024*
POPULATION (000S)	57.7	54.0
EMPLOYMENT (000S)	27.6	29.1
UNEMPLOYMENT RATE	7.1%	3.9%
PER CAPITA INCOME (000S)	\$35.4	\$53.5

EMPLOYMENT BY INDUSTRY
Manufacturing: 27.2%
Healthcare: 17.1%

LARGEST PRIVATE-SECTOR EMPLOYER
Sanderson Farms

LARGEST CITY/TOWN
Kinston: population 19,490

COUNTY PROPERTY TAX
67.5 cents per \$100 value

HIGHER EDUCATION
Lenoir Community College

LINCOLN

Lincoln Economic Development Association
704-732-1511
lincolneda.org



	2014	2024*
POPULATION (000S)	79.2	97.2
EMPLOYMENT (000S)	21.1	28.1
UNEMPLOYMENT RATE	6.1%	3.3%
PER CAPITA INCOME (000S)	\$38.7	\$61.9

EMPLOYMENT BY INDUSTRY
Manufacturing: 17.4%
Retail: 13.0%

LARGEST PRIVATE-SECTOR EMPLOYER
Walmart

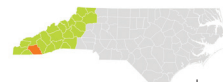
LARGEST CITY/TOWN
Lincolnton: population 11,927

COUNTY PROPERTY TAX
49.9 cents per \$100 value

HIGHER EDUCATION
Gaston College

MACON

Macon County Economic Development Commission
828-349-2025
maconedc.com



	2014	2024*
POPULATION (000S)	34.6	38.5
EMPLOYMENT (000S)	10.7	12.3
UNEMPLOYMENT RATE	6.6%	3.3%
PER CAPITA INCOME (000S)	\$33.9	\$52.8

EMPLOYMENT BY INDUSTRY
Retail: 18.1%
Hospitality: 15.7%

LARGEST PRIVATE-SECTOR EMPLOYER
Ingles Markets

LARGEST CITY/TOWN
Franklin: population 4,325

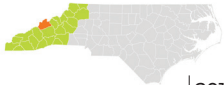
COUNTY PROPERTY TAX
27.0 cents per \$100 value

HIGHER EDUCATION
Southwestern Community College

MADISON

Madison County Economic Development

828-649-3766
madisoncountync.gov



	2014	2024*
POPULATION (000S)	21.1	21.8
EMPLOYMENT (000S)	3.8	4.3
UNEMPLOYMENT RATE	5.2%	3.9%
PER CAPITA INCOME (000S)	\$29.3	\$47.8

EMPLOYMENT BY INDUSTRY
Healthcare: 13.4%
Retail: 12.3%

LARGEST PRIVATE-SECTOR EMPLOYER
Ingles Markets

LARGEST CITY/TOWN
Mars Hill: population 2,349

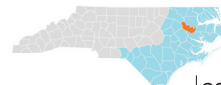
COUNTY PROPERTY TAX
36.0 cents per \$100 value

HIGHER EDUCATION
Mars Hill College; Asheville-Buncombe Technical Community College

MARTIN

Martin County Economic Development Corp.

252-789-4904
martincountyedc.com



	2014	2024*
POPULATION (000S)	23.3	21.0
EMPLOYMENT (000S)	71	6.2
UNEMPLOYMENT RATE	7.3%	4.1%
PER CAPITA INCOME (000S)	\$32.0	\$44.4

EMPLOYMENT BY INDUSTRY
Retail: 16.7%
Healthcare: 13.8%

LARGEST PRIVATE-SECTOR EMPLOYER
Flagstone Foods

LARGEST CITY/TOWN
Williamston: population 5,067

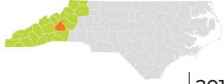
COUNTY PROPERTY TAX
72.0 cents per \$100 value

HIGHER EDUCATION
Martin Community College

MCDOWELL

McDowell Economic Development Association Inc.

828-652-9391
mcdowellgov.com



	2014	2024*
POPULATION (000S)	44.5	44.7
EMPLOYMENT (000S)	15.7	15.4
UNEMPLOYMENT RATE	6.8%	4.0%
PER CAPITA INCOME (000S)	\$29.5	\$47.1

EMPLOYMENT BY INDUSTRY
Manufacturing: 32.3%
Retail: 15.3%

LARGEST PRIVATE-SECTOR EMPLOYER
Baxter Healthcare

LARGEST CITY/TOWN
Marion: population 7,662

COUNTY PROPERTY TAX
56.8 cents per \$100 value

HIGHER EDUCATION
McDowell Technical Community College

MECKLENBURG

Charlotte Regional Business Alliance

704-378-1300
charlotteregion.com



	2014	2024*
POPULATION (000S)	1,011.7	1,180.0
EMPLOYMENT (000S)	610.2	788.4
UNEMPLOYMENT RATE	6.4%	3.7%
PER CAPITA INCOME (000S)	\$51.0	\$82.5

EMPLOYMENT BY INDUSTRY
Healthcare: 12.3%
Finance and insurance: 11.0%

LARGEST PRIVATE-SECTOR EMPLOYER
Wells Fargo Bank

LARGEST CITY/TOWN
Charlotte: population 944,742

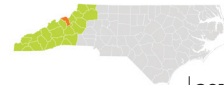
COUNTY PROPERTY TAX
49.3 cents per \$100 value

HIGHER EDUCATION
Davidson College; Johnson C Smith, Johnson & Wales, Pfeiffer and Queens universities; UNC Charlotte; Central Piedmont Community College

MITCHELL

Mitchell County Economic Development Commission

828-592-1029
mitchellcountyedc.org



	2014	2024*
POPULATION (000S)	15.2	14.7
EMPLOYMENT (000S)	5.0	5.1
UNEMPLOYMENT RATE	7.5%	4.4%
PER CAPITA INCOME (000S)	\$31.6	\$47.0

EMPLOYMENT BY INDUSTRY
Healthcare: 17.0%
Retail: 14.9%

LARGEST PRIVATE-SECTOR EMPLOYER
Sibelco North America

LARGEST CITY/TOWN
Spruce Pine: population 2,192

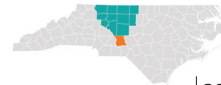
COUNTY PROPERTY TAX
56.0 cents per \$100 value

HIGHER EDUCATION
Mayland Community College

MONTGOMERY

Montgomery County Economic Development

910-576-4221, ext. 1308
montgomerycountync.gov



	2014	2024*
POPULATION (000S)	26.6	26.0
EMPLOYMENT (000S)	9.0	8.9
UNEMPLOYMENT RATE	6.9%	3.9%
PER CAPITA INCOME (000S)	\$31.4	\$48.1

EMPLOYMENT BY INDUSTRY
Manufacturing: 30.0%
Healthcare: 11.9%

LARGEST PRIVATE-SECTOR EMPLOYER
NIPCAM Services of North Carolina

LARGEST CITY/TOWN
Troy: population 3,145

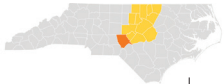
COUNTY PROPERTY TAX
61.5 cents per \$100 value

HIGHER EDUCATION
Montgomery Community College

MOORE

Moore County Economic Development Partnership

910-246-0311
moorecountyedp.org



	2014	2024*
POPULATION (000S)	91.6	110.5
EMPLOYMENT (000S)	32.9	40.1
UNEMPLOYMENT RATE	6.0%	3.5%
PER CAPITA INCOME (000S)	\$46.3	\$68.2

EMPLOYMENT BY INDUSTRY
Healthcare: 24.8%
Hospitality: 15.4%

LARGEST PRIVATE-SECTOR EMPLOYER
FirstHealth of the Carolinas

LARGEST CITY/TOWN
Pinehurst: population 19,364

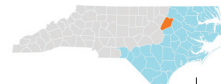
COUNTY PROPERTY TAX
29.5 cents per \$100 value

HIGHER EDUCATION
Sandhills Community College

NASH

Nash County Economic Development

252-462-2737, selectnashnc.com



	2014	2024*
POPULATION (000S)	93.8	98.5
EMPLOYMENT (000S)	38.8	39.5
UNEMPLOYMENT RATE	8.3%	4.5%
PER CAPITA INCOME (000S)	\$36.8	\$53.4

EMPLOYMENT BY INDUSTRY
Manufacturing: 20.3%
Healthcare: 14.4%

LARGEST PRIVATE-SECTOR EMPLOYER
Hospira

LARGEST CITY/TOWN
Rocky Mount (part): population 40,655

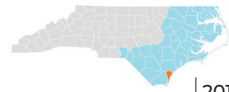
COUNTY PROPERTY TAX
63.0 cents per \$100 value

HIGHER EDUCATION
N.C. Wesleyan College;
Nash Community College

NEW HANOVER

Wilmington Business Development

910-763-8414
wilmingtonbusinessdevelopment.com



	2014	2024*
POPULATION (000S)	213.6	242.8
EMPLOYMENT (000S)	102.7	130.5
UNEMPLOYMENT RATE	6.0%	3.3%
PER CAPITA INCOME (000S)	\$40.5	\$64.8

EMPLOYMENT BY INDUSTRY
Healthcare: 17.5%
Hospitality: 13.1%

LARGEST PRIVATE-SECTOR EMPLOYER
Novant Health New Hanover Regional Medical Center

LARGEST CITY/TOWN
Wilmington: population 126,256

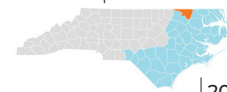
COUNTY PROPERTY TAX
30.6 cents per \$100 value

HIGHER EDUCATION
UNC Wilmington;
Cape Fear Community College

NORTHAMPTON

Northampton County Economic Development Commission

252-534-1092
northamptonnc.com



	2014	2024*
POPULATION (000S)	20.1	16.4
EMPLOYMENT (000S)	5.3	4.9
UNEMPLOYMENT RATE	8.1%	4.5%
PER CAPITA INCOME (000S)	\$31.5	\$49.5

EMPLOYMENT BY INDUSTRY
Wholesale: 17.4%
Retail: 16.9%

LARGEST PRIVATE-SECTOR EMPLOYER
Meherrin Agricultural & Chemical

LARGEST CITY/TOWN
Gaston: population 958

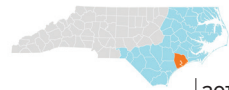
COUNTY PROPERTY TAX
82.5 cents per \$100 value

HIGHER EDUCATION
Halifax Community College;
Roanoke-Chowan Community College

ONSLow

Jacksonville Onslow Economic Development

910-330-6329
joednc.com



	2014	2024*
POPULATION (000S)	192.4	215.9
EMPLOYMENT (000S)	49.3	54.1
UNEMPLOYMENT RATE	6.5%	3.7%
PER CAPITA INCOME (000S)	\$42.2	\$53.6

EMPLOYMENT BY INDUSTRY
Retail: 19.3%
Hospitality: 16.6%

LARGEST PRIVATE-SECTOR EMPLOYER
Walmart

LARGEST CITY/TOWN
Jacksonville: population 73,494

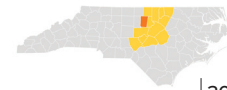
COUNTY PROPERTY TAX
65.5 cents per \$100 value

HIGHER EDUCATION
Coastal Carolina Community College

ORANGE

Orange County Economic Development

919-245-2326
orangecountync.gov



	2014	2024*
POPULATION (000S)	140.6	152.4
EMPLOYMENT (000S)	65.6	78.4
UNEMPLOYMENT RATE	4.5%	3.2%
PER CAPITA INCOME (000S)	\$54.2	\$82.5

EMPLOYMENT BY INDUSTRY
Education: 29.2%
Healthcare: 24.1%

LARGEST PRIVATE-SECTOR EMPLOYER
Sports Endeavor

LARGEST CITY/TOWN
Chapel Hill (part): population 61,827

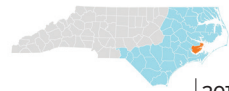
COUNTY PROPERTY TAX
63.8 cents per \$100 value

HIGHER EDUCATION
UNC Chapel Hill;
Durham Technical Community College

PAMLICO

Pamlico County Office of Economic Development

252-745-3081
pamlicocounty.org



	2014	2024*
POPULATION (000S)	12.7	12.7
EMPLOYMENT (000S)	3.4	3.7
UNEMPLOYMENT RATE	7.0%	3.9%
PER CAPITA INCOME (000S)	\$37.4	\$56.7

EMPLOYMENT BY INDUSTRY
Retail: 13.9%
Healthcare: 13.9%

LARGEST PRIVATE-SECTOR EMPLOYER
YMCA of the Triangle

LARGEST CITY/TOWN
Bayboro: population 1,248

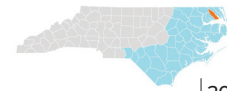
COUNTY PROPERTY TAX
64.5 cents per \$100 value

HIGHER EDUCATION
Pamlico Community College

PASQUOTANK

Elizabeth City Pasquotank County Economic Development Commission

252-338-0169
elizabethcitypasquotankedc.com



	2014	2024*
POPULATION (000S)	39.5	41.4
EMPLOYMENT (000S)	15.3	16.0
UNEMPLOYMENT RATE	8.7%	3.8%
PER CAPITA INCOME (000S)	\$34.5	\$51.0

EMPLOYMENT BY INDUSTRY
Healthcare: 19.0%
Retail: 15.4%

LARGEST PRIVATE-SECTOR EMPLOYER
Sentara Healthcare

LARGEST CITY/TOWN
Elizabeth City (part): population 19,766

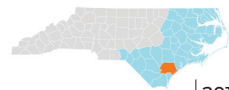
COUNTY PROPERTY TAX
62.0 cents per \$100 value

HIGHER EDUCATION
Elizabeth City State University;
College of The Albemarle

PENDER

Wilmington Business Development

910-763-8414
wilmingtonbusinessdevelopment.com



	2014	2024*
POPULATION (000S)	54.9	69.4
EMPLOYMENT (000S)	10.6	14.7
UNEMPLOYMENT RATE	6.9%	3.3%
PER CAPITA INCOME (000S)	\$35.2	\$53.4

EMPLOYMENT BY INDUSTRY
Retail: 14.4%
Healthcare: 12.9%

LARGEST PRIVATE-SECTOR EMPLOYER
Walmart

LARGEST CITY/TOWN
Surf City (part): population 4,608

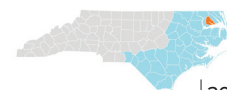
COUNTY PROPERTY TAX
73.8 cents per \$100 value

HIGHER EDUCATION
Cape Fear Community College

PERQUIMANS

Perquimans County Economic Development

252-426-8484
perquimansecon.com



	2014	2024*
POPULATION (000S)	13.4	13.4
EMPLOYMENT (000S)	1.9	2.4
UNEMPLOYMENT RATE	7.7%	3.8%
PER CAPITA INCOME (000S)	\$36.1	\$56.5

EMPLOYMENT BY INDUSTRY
Government: 14.8%
Retail: 11.9%

LARGEST PRIVATE-SECTOR EMPLOYER
Northeast Academy for Aerospace and Advanced Technologies

LARGEST CITY/TOWN
Hertford: population 2,012

COUNTY PROPERTY TAX
52.0 cents per \$100 value

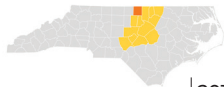
HIGHER EDUCATION
College of The Albemarle

PERSON

Person County Economic Development Commission

336-597-1752

personcountyedc.com



	2014	2024*
POPULATION (000S)	38.7	39.7
EMPLOYMENT (000S)	9.6	9.3
UNEMPLOYMENT RATE	6.3%	3.4%
PER CAPITA INCOME (000S)	\$34.1	\$48.9

EMPLOYMENT BY INDUSTRY
Retail: 17.4%
Healthcare: 13.6%

LARGEST PRIVATE-SECTOR EMPLOYER
Poly Wood

LARGEST CITY/TOWN
Roxboro: population 8,129

COUNTY PROPERTY TAX
63.0 cents per \$100 value

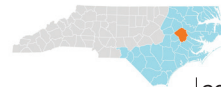
HIGHER EDUCATION
Piedmont Community College

PITT

Pitt County Economic Development

252-902-2079

pittcountync.gov



	2014	2024*
POPULATION (000S)	169.4	175.3
EMPLOYMENT (000S)	73.8	81.4
UNEMPLOYMENT RATE	6.4%	4.0%
PER CAPITA INCOME (000S)	\$37.3	\$57.0

EMPLOYMENT BY INDUSTRY
Healthcare: 24.1%
Education: 12.9%

LARGEST PRIVATE-SECTOR EMPLOYER
Patheon Manufacturing Services

LARGEST CITY/TOWN
Greenville: population 96,985

COUNTY PROPERTY TAX
56.6 cents per \$100 value

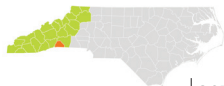
HIGHER EDUCATION
East Carolina University;
Pitt Community College

POLK

Polk County Office of Economic Development

828-894-2895

polkcdc.com



	2014	2024*
POPULATION (000S)	19.8	19.8
EMPLOYMENT (000S)	4.8	5.4
UNEMPLOYMENT RATE	4.7%	3.3%
PER CAPITA INCOME (000S)	\$40.4	\$67.6

EMPLOYMENT BY INDUSTRY
Healthcare: 25.7%
Hospitality: 9.5%

LARGEST PRIVATE-SECTOR EMPLOYER
AdventHealth Polk

LARGEST CITY/TOWN
Tryon: population 1,565

COUNTY PROPERTY TAX
42.8 cents per \$100 value

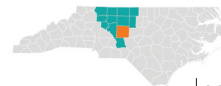
HIGHER EDUCATION
Isothermal Community College

RANDOLPH

Randolph County Economic Development Corp.

336-626-2233

rcedc.com



	2014	2024*
POPULATION (000S)	142.3	147.8
EMPLOYMENT (000S)	43.9	44.1
UNEMPLOYMENT RATE	5.9%	3.5%
PER CAPITA INCOME (000S)	\$32.8	\$49.0

EMPLOYMENT BY INDUSTRY
Manufacturing: 26.5%
Retail: 10.4%

LARGEST PRIVATE-SECTOR EMPLOYER
Toyota

LARGEST CITY/TOWN
Asheboro: population 28,051

COUNTY PROPERTY TAX
50.0 cents per \$100 value

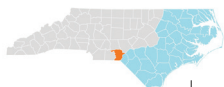
HIGHER EDUCATION
Randolph Community College

RICHMOND

Richmond County Economic Development Corp.

910-997-8190

richmondnced.com



	2014	2024*
POPULATION (000S)	44.7	41.7
EMPLOYMENT (000S)	13.3	14.0
UNEMPLOYMENT RATE	8.2%	4.1%
PER CAPITA INCOME (000S)	\$31.4	\$47.4

EMPLOYMENT BY INDUSTRY
Manufacturing: 24.5%
Healthcare: 14.5%

LARGEST PRIVATE-SECTOR EMPLOYER
Perdue Farms

LARGEST CITY/TOWN
Rockingham: population 9,074

COUNTY PROPERTY TAX
73.0 cents per \$100 value

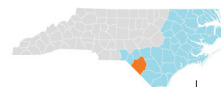
HIGHER EDUCATION
Richmond Community College

ROBESON

Robeson County Office of Economic Development

910-739-7584

robesoncountyoed.org



	2014	2024*
POPULATION (000S)	127.4	116.3
EMPLOYMENT (000S)	38.5	38.5
UNEMPLOYMENT RATE	9.1%	5.0%
PER CAPITA INCOME (000S)	\$28.0	\$43.6

EMPLOYMENT BY INDUSTRY
Healthcare: 20.3%
Manufacturing: 19.0%

LARGEST PRIVATE-SECTOR EMPLOYER
Mountaire Farms

LARGEST CITY/TOWN
Lumberton: population 19,451

COUNTY PROPERTY TAX
75.0 cents per \$100 value

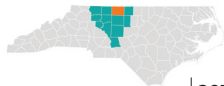
HIGHER EDUCATION
UNC Pembroke;
Robeson Community College

ROCKINGHAM

Rockingham County Center for Economic Development, Small Business & Tourism

336-342-8138

rockinghamcountync.gov



	2014	2024*
POPULATION (000S)	92.0	92.4
EMPLOYMENT (000S)	26.1	24.9
UNEMPLOYMENT RATE	7.1%	3.9%
PER CAPITA INCOME (000S)	\$33.0	\$48.6

EMPLOYMENT BY INDUSTRY
Manufacturing: 20.5%
Retail: 15.6%

LARGEST PRIVATE-SECTOR EMPLOYER
Walmart

LARGEST CITY/TOWN
Eden: population 15,443

COUNTY PROPERTY TAX
58.0 cents per \$100 value

HIGHER EDUCATION
Rockingham Community College

ROWAN

Rowan EDC Partnership for Economic Development

704-637-5526

rowanedc.com



	2014	2024*
POPULATION (000S)	140.3	153.7
EMPLOYMENT (000S)	44.7	50.6
UNEMPLOYMENT RATE	6.3%	3.5%
PER CAPITA INCOME (000S)	\$32.8	\$49.0

EMPLOYMENT BY INDUSTRY
Healthcare: 16.0%
Manufacturing: 13.5%

LARGEST PRIVATE-SECTOR EMPLOYER
Food Lion

LARGEST CITY/TOWN
Salisbury: population 38,206

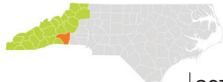
COUNTY PROPERTY TAX
58.0 cents per \$100 value

HIGHER EDUCATION
Catawba College; Livingstone College;
Rowan-Cabarrus Community College

RUTHERFORD

Rutherford County Economic Development

828-287-6200
rutherfordncdcd.com



	2014	2024*
POPULATION (000S)	65.7	65.1
EMPLOYMENT (000S)	18.3	18.0
UNEMPLOYMENT RATE	8.4%	4.4%
PER CAPITA INCOME (000S)	\$29.5	\$44.1

EMPLOYMENT BY INDUSTRY
Retail: 15.3%
Manufacturing: 14.2%

LARGEST PRIVATE-SECTOR EMPLOYER
American Greetings

LARGEST CITY/TOWN
Forest City: population 7,373

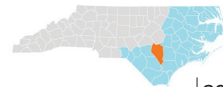
COUNTY PROPERTY TAX
45.4 cents per \$100 value

HIGHER EDUCATION
Isothermal Community College

SAMPSON

Sampson County Economic Development

910-592-8921
sampsonedc.com



	2014	2024*
POPULATION (000S)	62.1	60.2
EMPLOYMENT (000S)	18.5	17.1
UNEMPLOYMENT RATE	6.0%	4.0%
PER CAPITA INCOME (000S)	\$35.2	\$46.7

EMPLOYMENT BY INDUSTRY
Manufacturing: 16.6%
Retail: 13.3%

LARGEST PRIVATE-SECTOR EMPLOYER
Smithfield Foods

LARGEST CITY/TOWN
Clinton: population 8,488

COUNTY PROPERTY TAX
68.5 cents per \$100 value

HIGHER EDUCATION
Sampson Community College

SCOTLAND

Scotland County Economic Development Corp.

910-266-4326
scotlandcountyedc.org



	2014	2024*
POPULATION (000S)	35.4	33.4
EMPLOYMENT (000S)	11.8	12.0
UNEMPLOYMENT RATE	11.8%	5.2%
PER CAPITA INCOME (000S)	\$29.2	\$42.8

EMPLOYMENT BY INDUSTRY
Healthcare: 19.8%
Manufacturing: 19.5%

LARGEST PRIVATE-SECTOR EMPLOYER
Scotland Memorial Hospital

LARGEST CITY/TOWN
Laurinburg: population 14,650

COUNTY PROPERTY TAX
99.0 cents per \$100 value

HIGHER EDUCATION
St. Andrews University;
Richmond Community College

STANLY

Stanly County Economic Development Commission

704-986-3682
stanlyedc.com



	2014	2024*
POPULATION (000S)	60.3	65.3
EMPLOYMENT (000S)	18.7	23.1
UNEMPLOYMENT RATE	5.7%	3.1%
PER CAPITA INCOME (000S)	\$33.3	\$50.4

EMPLOYMENT BY INDUSTRY
Manufacturing: 14.3%
Retail: 12.1%

LARGEST PRIVATE-SECTOR EMPLOYER
ESS Southeast

LARGEST CITY/TOWN
Albemarle: population 17,414

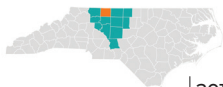
COUNTY PROPERTY TAX
51.0 cents per \$100 value

HIGHER EDUCATION
Pfeiffer University;
Stanly Community College

STOKES

Stokes County Economic Development

336-593-2496
stokesedc.com



	2014	2024*
POPULATION (000S)	45.7	45.7
EMPLOYMENT (000S)	6.9	7.7
UNEMPLOYMENT RATE	5.5%	3.4%
PER CAPITA INCOME (000S)	\$32.3	\$49.7

EMPLOYMENT BY INDUSTRY
Retail: 17.3%
Hospitality: 14.5%

LARGEST PRIVATE-SECTOR EMPLOYER
Walmart

LARGEST CITY/TOWN
King (part): population 7,134

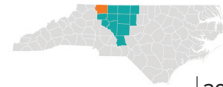
COUNTY PROPERTY TAX
62.5 cents per \$100 value

HIGHER EDUCATION
Forsyth Technical
Community College

SURRY

Surry County Economic Development Partnership

336-401-9900
surryedp.com



	2014	2024*
POPULATION (000S)	72.4	71.8
EMPLOYMENT (000S)	27.6	29.1
UNEMPLOYMENT RATE	6.5%	3.3%
PER CAPITA INCOME (000S)	\$33.5	\$51.2

EMPLOYMENT BY INDUSTRY
Healthcare: 14.8%
Retail: 14.2%

LARGEST PRIVATE-SECTOR EMPLOYER
Pike Electric

LARGEST CITY/TOWN
Mount Airy: population 10,638

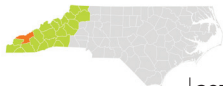
COUNTY PROPERTY TAX
51.3 cents per \$100 value

HIGHER EDUCATION
Surry Community College

SWAIN

Swain County Economic Development

828-488-9273
swaincountync.gov



	2014	2024*
POPULATION (000S)	14.6	13.7
EMPLOYMENT (000S)	8.9	11.3
UNEMPLOYMENT RATE	8.2%	3.5%
PER CAPITA INCOME (000S)	\$33.3	\$55.3

EMPLOYMENT BY INDUSTRY
Arts & Entertainment: 40.9%
Government: 23.0%

LARGEST PRIVATE-SECTOR EMPLOYER
Cherokee Boys Club

LARGEST CITY/TOWN
Bryson City: population 1,496

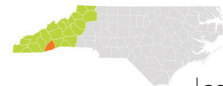
COUNTY PROPERTY TAX
41.0 cents per \$100 value

HIGHER EDUCATION
Southwestern Community College

TRANSYLVANIA

Transylvania Economic Alliance

828-393-4130
transylvanianc.org



	2014	2024*
POPULATION (000S)	32.6	33.4
EMPLOYMENT (000S)	8.3	9.8
UNEMPLOYMENT RATE	6.4%	3.5%
PER CAPITA INCOME (000S)	\$35.1	\$60.2

EMPLOYMENT BY INDUSTRY
Retail: 16.1%
Healthcare: 15.2%

LARGEST PRIVATE-SECTOR EMPLOYER
Ingles Markets

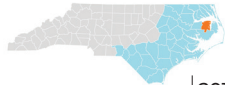
LARGEST CITY/TOWN
Brevard: population 8,059

COUNTY PROPERTY TAX
41.1 cents per \$100 value

HIGHER EDUCATION
Brevard College;
Blue Ridge Community College

TYRRELL

Tyrrell County Economic Development
252-796-1371
tyrrellcounty.org



	2014	2024*
POPULATION (000S)	4.0	3.5
EMPLOYMENT (000S)	1.2	1.0
UNEMPLOYMENT RATE	7.0%	4.9%
PER CAPITA INCOME (000S)	\$31.3	\$46.2

EMPLOYMENT BY INDUSTRY
Government: 20.8%
Retail: 14.1%

LARGEST PRIVATE-SECTOR EMPLOYER
Capt. Charlie's Seafood

LARGEST CITY/TOWN
Columbia: population 592

COUNTY PROPERTY TAX
87.0 cents per \$100 value

HIGHER EDUCATION
Beaufort County Community College

UNION

Union County Economic Development
980-476-5279 | unioncountync.gov
City of Monroe Economic Development
704-282-4526 | developmonroe.com



	2014	2024*
POPULATION (000S)	215.2	265.7
EMPLOYMENT (000S)	57.6	74.3
UNEMPLOYMENT RATE	5.4%	3.2%
PER CAPITA INCOME (000S)	\$44.1	\$72.6

EMPLOYMENT BY INDUSTRY
Manufacturing: 16.5%
Construction: 13.4%

LARGEST PRIVATE-SECTOR EMPLOYER
ATI Specialty Materials

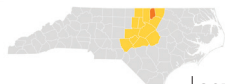
LARGEST CITY/TOWN
Indian Trail: population 45,045

COUNTY PROPERTY TAX
43.4 cents per \$100 value

HIGHER EDUCATION
Wingate University;
South Piedmont Community College

VANCE

Henderson-Vance County Economic Development Corp.
252-492-2094
vancecountyedc.com



	2014	2024*
POPULATION (000S)	43.7	41.2
EMPLOYMENT (000S)	14.8	14.1
UNEMPLOYMENT RATE	9.1%	4.4%
PER CAPITA INCOME (000S)	\$31.5	\$45.8

EMPLOYMENT BY INDUSTRY
Healthcare: 15.6%
Retail: 14.5%

LARGEST PRIVATE-SECTOR EMPLOYER
Walmart

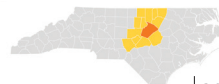
LARGEST CITY/TOWN
Henderson: population 14,703

COUNTY PROPERTY TAX
71.3 cents per \$100 value

HIGHER EDUCATION
Vance-Granville Community College

WAKE

Wake County Economic Development
919-664-7000
raleigh-wake.org



	2014	2024*
POPULATION (000S)	995.5	1,216.3
EMPLOYMENT (000S)	490.6	653.2
UNEMPLOYMENT RATE	4.9%	3.1%
PER CAPITA INCOME (000S)	\$50.6	\$81.3

EMPLOYMENT BY INDUSTRY
Healthcare: 12.4%
Professional Services: 11.7%

LARGEST PRIVATE-SECTOR EMPLOYER
UNC Health Rex

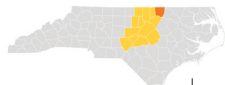
LARGEST CITY/TOWN
Raleigh (part): population 498,975

COUNTY PROPERTY TAX
51.7 cents per \$100 value

HIGHER EDUCATION
Meredith College; William Peace University;
St. Augustine's University; Shaw University;
N.C. State University; Wake Technical
Community College

WARREN

Warren County Economic Development
252-257-3115
warrencountync.org



	2014	2024*
POPULATION (000S)	20.1	18.7
EMPLOYMENT (000S)	3.4	2.9
UNEMPLOYMENT RATE	8.8%	4.7%
PER CAPITA INCOME (000S)	\$27.7	\$39.0

EMPLOYMENT BY INDUSTRY
Government: 21.4%
Education: 14.8%

LARGEST PRIVATE-SECTOR EMPLOYER
Glen Raven

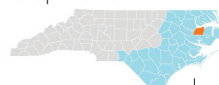
LARGEST CITY/TOWN
Norlina: population 938

COUNTY PROPERTY TAX
58.0 cents per \$100 value

HIGHER EDUCATION
Vance-Granville Community College

WASHINGTON

Washington County Economic Development
252-793-5823
washconc.org/economic-development



	2014	2024*
POPULATION (000S)	12.1	10.4
EMPLOYMENT (000S)	3.5	3.1
UNEMPLOYMENT RATE	7.4%	4.5%
PER CAPITA INCOME (000S)	\$32.6	\$48.8

EMPLOYMENT BY INDUSTRY
Manufacturing: 20.7%
Healthcare: 15.4%

LARGEST PRIVATE-SECTOR EMPLOYER
Domtar Paper

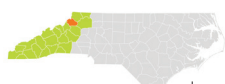
LARGEST CITY/TOWN
Plymouth: population 3,136

COUNTY PROPERTY TAX
85.0 cents per \$100 value

HIGHER EDUCATION
Beaufort County Community College;
Martin Community College

WATAUGA

Watauga Economic Development Commission
828-264-2225
boonechamber.com



	2014	2024*
POPULATION (000S)	51.8	55.0
EMPLOYMENT (000S)	21.8	25.1
UNEMPLOYMENT RATE	5.8%	3.5%
PER CAPITA INCOME (000S)	\$31.9	\$53.0

EMPLOYMENT BY INDUSTRY
Education: 19.6%
Hospitality: 16.6%

LARGEST PRIVATE-SECTOR EMPLOYER
Appalachian Regional Healthcare System

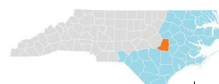
LARGEST CITY/TOWN
Boone: population 20,589

COUNTY PROPERTY TAX
31.8 cents per \$100 value

HIGHER EDUCATION
Appalachian State University - Boone and
Flickory; Caldwell Community College and
Technical Institute

WAYNE

North Carolina Global TransPark Economic Development Region
252-775-6180
ncgtpedr.com



	2014	2024*
POPULATION (000S)	122.1	118.7
EMPLOYMENT (000S)	42.5	41.9
UNEMPLOYMENT RATE	6.5%	3.7%
PER CAPITA INCOME (000S)	\$35.0	\$50.7

EMPLOYMENT BY INDUSTRY
Healthcare: 16.9%
Retail: 15.1%

LARGEST PRIVATE-SECTOR EMPLOYER
UNC Health Wayne

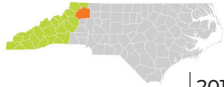
LARGEST CITY/TOWN
Goldensboro: population 35,207

COUNTY PROPERTY TAX
62.6 cents per \$100 value

HIGHER EDUCATION
University of Mount Olive
Wayne Community College

WILKES

Wilkes Economic Development Corp.
336-838-1501
wilkesedc.com



	2014	2024*
POPULATION (000S)	67.7	66.3
EMPLOYMENT (000S)	20.9	18.9
UNEMPLOYMENT RATE	70%	3.8%
PER CAPITA INCOME (000S)	\$32.1	\$49.4

EMPLOYMENT BY INDUSTRY
Healthcare: 17.2%
Manufacturing: 16.3%

LARGEST PRIVATE-SECTOR EMPLOYER
Tyson Farms

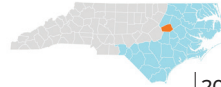
LARGEST CITY/TOWN
North Wilkesboro: population 4,453

COUNTY PROPERTY TAX
42.0 cents per \$100 value

HIGHER EDUCATION
Wilkes Community College

WILSON

Wilson Economic Development Council
252-237-1115
wilsonedc.com



	2014	2024*
POPULATION (000S)	79.2	78.9
EMPLOYMENT (000S)	38.0	35.1
UNEMPLOYMENT RATE	9.0%	5.1%
PER CAPITA INCOME (000S)	\$35.9	\$52.6

EMPLOYMENT BY INDUSTRY
Manufacturing: 19.1%
Healthcare: 12.8%

LARGEST PRIVATE-SECTOR EMPLOYER
Bridgestone Americas

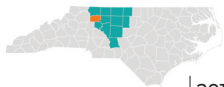
LARGEST CITY/TOWN
Wilson: population 49,670

COUNTY PROPERTY TAX
59.5 cents per \$100 value

HIGHER EDUCATION
Barton College;
Wilson Technical Community College

YADKIN

Yadkin County Economic Development Council
336-679-2200
yadkinedc.com



	2014	2024*
POPULATION (000S)	37.5	37.7
EMPLOYMENT (000S)	9.6	10.1
UNEMPLOYMENT RATE	5.1%	3.1%
PER CAPITA INCOME (000S)	\$33.3	\$49.9

EMPLOYMENT BY INDUSTRY
Manufacturing: 24.5%
Construction: 10.2%

LARGEST PRIVATE-SECTOR EMPLOYER
Unifi Manufacturing

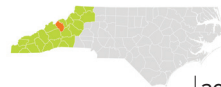
LARGEST CITY/TOWN
Yadkinville: population 3,063

COUNTY PROPERTY TAX
65.0 cents per \$100 value

HIGHER EDUCATION
Surry Community College

YANCEY

Yancey County Economic Development Commission
828-682-7722
yanceycountync.gov/



	2014	2024*
POPULATION (000S)	17.8	18.6
EMPLOYMENT (000S)	3.7	4.6
UNEMPLOYMENT RATE	6.8%	4.1%
PER CAPITA INCOME (000S)	\$31.2	\$45.4

EMPLOYMENT BY INDUSTRY
Manufacturing: 28.1%
Retail: 13.9%

LARGEST PRIVATE-SECTOR EMPLOYER
Altec Industries

LARGEST CITY/TOWN
Burnsville: population 1,636

COUNTY PROPERTY TAX
52.0 cents per \$100 value

HIGHER EDUCATION
Mayland Community College

SOURCES

Population, counties, largest city/town, employment and unemployment rate: N.C. Office of State Budget and Management. Hyde and Currituck counties have no incorporated towns. Employment share by industry sector and largest private-sector employer: N.C. Department of Commerce Labor and Economic Analysis Division, as of fourth quarter of 2024. 2025-26 property-tax rate: N.C. Department of Revenue. Per capita income: U.S. Bureau of Economic Analysis. Community colleges are listed for every county in their designated service area.

*Per capita income is for 2023, the most recent year available.





GET THE UNBIASED STORY HERE
VISIT NCTRIBUNE.COM



blue ridge OUTPOST

1605 Curtis Bridge Rd., Wilkesboro, North Carolina
(formerly Lowes Companies HQ)

- Building is multi-tenant 440,000 +/- S.F. customizable
- 49.17 acres with out-parcels available
- Traffic count: 30,000+ vehicles daily
- All utilities including natural gas, backup generators & dual fiber
- 5 secured entry points along 3 roadways – one being 4-lane Hwy. 421
- Clear roof deck heights range from 16' to 22'
- Commercial style cafeteria, coffee shop, medical clinic, & hardscaped patio
- Modern & well maintained



Learn more at
WilkesEDC.com or
scan the QR code:



Approximately
40-Minutes from



Approximately
20-Minutes from



North Carolina
WilkesEDC
Economic Development Corporation

START YOUR *adventure* HERE.

PROUD MEMBER OF:
NC CAROLINA
CORE
YOUR NEXT BIG MOVE

TOP OF THE LIST

After being named the top state for business by CNBC for two consecutive years, North Carolina fell to No. 2 in 2023. However, the state continues to land companies investing millions and billions of dollars, and its education system, quality of life, business incentives and collaboration between government agencies score high in rankings

#1

REGIONAL WORKFORCE DEVELOPMENT

Site Selection magazine

#2

AMERICA'S TOP STATE FOR BUSINESS

CNBC cable business network

#2

BEST BUSINESS CLIMATE

Business Facilities magazine

#4

BEST BUSINESS TAX CLIMATE

Business Facilities magazine

#4

TOP U.S. BUSINESS CLIMATES

Site Selection magazine

#5

BEST STATE TO START A BUSINESS

Forbes magazine

#7

TOP STATES FOR WORKFORCE DEVELOPMENT TRAINING

Area Development magazine

LARGEST CITIES

RANK	CITY	POPULATION
1	CHARLOTTE	944,742
2	RALEIGH	500,639
3	GREENSBORO	306,762
4	DURHAM	300,907
5	WINSTON-SALEM	259,045
6	FAYETTEVILLE	211,756
7	CARY	187,386
8	WILMINGTON	126,256
9	HIGH POINT	117,681
10	CONCORD	115,053
11	ASHEVILLE	98,270
12	GREENVILLE	96,985
13	GASTONIA	85,636
14	APEX	75,117
15	JACKSONVILLE	73,494
16	HUNTERSVILLE	66,955
17	CHAPEL HILL	64,785
18	BURLINGTON	61,729
19	MOORESVILLE	59,494
20	WAKE FOREST	59,205
21	KANNAPOLIS	58,783
22	ROCKY MOUNT	56,030
23	WILSON	49,670
24	HOLLY SPRINGS	49,056
25	HICKORY	46,026
26	INDIAN TRAIL	45,045
27	FUQUAY-VARINA	44,246
28	MONROE	39,256
29	GARNER	38,569
30	SALISBURY	38,206
31	NEW BERN	35,266
32	GOLDSBORO	35,207
33	MORRISVILLE	34,021
34	LELAND	33,065
35	SANFORD	32,813
36	CORNELIUS	32,632
37	CURRITUCK	32,545
38	STATESVILLE	31,537
39	CLAYTON	31,312
40	MATTHEWS	30,761
41	MINT HILL	28,761
42	KERNERSVILLE	28,349
43	THOMASVILLE	28,082
44	ASHEBORO	28,051
45	WAXHAW	24,176
46	KNIGHTDALE	22,683
47	SHELBY	22,168
48	CLEMMONS	21,857
49	CARRBORO	21,494
50	HARRISBURG	21,358

source: N.C. Office of State Budget and Management
(Population as of July 1, 2023)

REGIONAL ECONOMIC DEVELOPMENT PARTNERSHIPS

CHARLOTTE REGIONAL BUSINESS ALLIANCE

ROBERT MCCUTCHEON, CEO

330 S. Tryon Street
Charlotte, NC 28202
charlotteregion.com | 704-378-1300

Serves Alexander, Cabarrus, Catawba, Cleveland, Gaston, Iredell, Lincoln, Mecklenburg, Rowan, Stanly and Union counties in North Carolina and four South Carolina counties.

ECONOMIC DEVELOPMENT PARTNERSHIP OF NORTH CAROLINA

CHRISTOPHER CHUNG, CEO

clientservices@edpnc.com
150 Fayetteville Street, Suite 1200
Raleigh, NC 27601
edpnc.com | 919-447-7777

Serves the state, working with regional and local partners to help businesses relocate and grow.

MOUNTAIN WEST PARTNERSHIP

JOSH CARPENTER, DIRECTOR

josh@gownc.org
125 Bonnie Lane
Sylva, NC 28779
gownc.org | 828-586-1962

Serves Cherokee, Clay, Graham, Haywood, Jackson, Macon and Swain counties and Eastern Band of Cherokee Indians.

NORTH CAROLINA GLOBAL TRANSPARK ECONOMIC DEVELOPMENT REGION

MARK POPE, PRESIDENT

mark.pope@ncgtpedr.com
2780 Jetport Road
Kinston, NC 28504
ncgtpedr.com | 252-775-6180

Serves Greene, Lenoir, and Wayne counties and the North Carolina Global TransPark.

NCEAST ALLIANCE

VANN ROGERSON, PRESIDENT AND CEO

rogerson@nceast.org
209 E. Fifth Street
Greenville, NC 27858
nceast.org | 252-482-4333

Serves Beaufort, Bertie, Camden, Carteret, Chowan, Craven, Currituck, Dare, Duplin, Edgecombe, Gates, Greene, Halifax, Hertford, Hyde, Jones, Lenoir, Martin, Nash, Northampton, Onslow, Pamlico, Pasquotank, Perquimans, Pitt, Tyrrell, Washington, Wayne and Wilson counties.

NORTH CAROLINA'S SOUTHEAST

STEVE YOST, PRESIDENT

locate@ncse.org
707 W. Broad Street, P.O. Box 2556
Elizabethtown, NC 28337
ncse.org | 910-862-8511

Serves Anson, Bladen, Brunswick, Columbus, Craven, Cumberland, Duplin, Hoke, Lenoir, Montgomery, Moore, New Hanover, Onslow, Pender, Robeson, Sampson, Scotland and Wayne counties.

PIEDMONT TRIAD PARTNERSHIP

MIKE FOX, PRESIDENT AND CEO

info@ptpnc.com
416 Gallimore Dairy Road, Suite M
Greensboro, NC 27409
piedmonttriadnc.com | 336-668-4556

Serves Alamance, Caswell, Davidson, Davie, Forsyth, Guilford, Montgomery, Randolph, Rockingham, Stokes, Surry and Yadkin counties.

RESEARCH TRIANGLE REGIONAL PARTNERSHIP

RYAN COMBS, EXECUTIVE DIRECTOR

rcombs@researchtriangle.org
P.O. Box 110351
Research Triangle Park, NC 27709
researchtriangle.org | 919-670-2819

Serves Chatham, Durham, Franklin, Granville, Harnett, Johnston, Lee, Nash, Person, Wake, Warren and Wilson counties and Research Triangle Park.

**EDPNC BUSINESS / INDUSTRY
DEVELOPMENT AND RECRUITMENT
CLIENT SERVICES**

919-447-7744
clientservices@edpnc.com
edpnc.com

EDPNC EXPORT ASSISTANCE

Mike Hubbard, director
of international trade
919-447-7757
mike.hubbard@edpnc.com
**edpnc.com/start-or-grow-a-business/
export-assistance**

EDPNC TOURISM

Wit Tuttell, vice president
919-447-7740
wit.tuttell@visitnc.com
visitnc.com

GOLDEN LEAF FOUNDATION

Scott Hamilton, president
252-442-7474
shamilton@goldenleaf.org
goldenleaf.org

N.C. DEPARTMENT OF COMMERCE

Susan Fleetwood, executive director
of economic development
919-814-4605
sfleetwood@nccommerce.com
nccommerce.com

**N.C. BOARD OF SCIENCE,
TECHNOLOGY & INNOVATION**

John Hardin, executive director
919-814-4639
jhardin@nccommerce.com
nccommerce.com/sti

**NORTH CAROLINA ECONOMIC
DEVELOPMENT ASSOCIATION**

Liz Dobbins-Smith, managing director
888-246-2332
liz@nceda.org
nceda.org

STATE LIBRARY OF NORTH CAROLINA

Susan Forbes, assistant state librarian
919-814-6786
susan.forbes@ncdcr.gov
statelibrary.ncdcr.gov

UNC SYSTEM

General administration
919-962-1000
northcarolina.edu

N.C. COMMUNITY COLLEGE SYSTEM

John Loyack, vice president of
economic development
919-807-7150
loyackj@nccommunitycolleges.edu
nccommunitycolleges.edu

**NORTH CAROLINA INDEPENDENT
COLLEGES AND UNIVERSITIES**

A. Hope Williams, president
919-832-5817
williams@ncicu.org
ncicu.org

**NORTH CAROLINA
ASSOCIATION OF REALTORS**

Andrea Bushnell, CEO
336-294-1415
abushnell@ncrealtors.org
ncrealtors.org

**NORTH CAROLINA LEAGUE
OF MUNICIPALITIES**

Rose Vaughn Williams, executive
director
919-715-3930
nclm.org

NORTH CAROLINA CHAMBER

Gary Salamido, president and CEO
919-836-1403
gsalamido@ncchamber.com
ncchamber.com

N.C. STATE PORTS AUTHORITY

Brian Clark, executive director
910-763-1621
brian.clark@ncports.com
ncports.com

