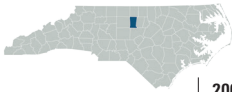


## ALAMANCE

Alamance Chamber of Commerce  
336-228-1338  
alamancechamber.com



	2008	2018*
POPULATION (000S)	146.8	165.7
EMPLOYMENT (000S)	59.6	61.2
UNEMPLOYMENT RATE	6.6%	3.7%
PER CAPITA INCOME (000S)	\$32.8	\$38.8

**EMPLOYMENT BY INDUSTRY**  
Health care: 16.7%  
Retail 15.1%

**LARGEST PRIVATE-SECTOR EMPLOYER**  
Laboratory Corporation of America

**LARGEST CITY/TOWN**  
Burlington (part): population 52,866

**COUNTY PROPERTY TAX**  
67.0 cents per \$100 value

**HIGHER EDUCATION**  
Elon University;  
Alamance Community College

## ALEXANDER

Alexander County Economic Development Corp.  
828-632-1161  
alexanderedc.org



	2008	2018*
POPULATION (000S)	36.7	38.4
EMPLOYMENT (000S)	9.9	9.1
UNEMPLOYMENT RATE	7.3%	3.2%
PER CAPITA INCOME (000S)	\$27.5	\$35.8

**EMPLOYMENT BY INDUSTRY**  
Manufacturing: 40.2%  
Government: 11.4%

**LARGEST PRIVATE-SECTOR EMPLOYER**  
Craftmaster Furniture

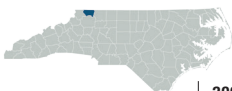
**LARGEST CITY/TOWN**  
Taylorsville: population 2,131

**COUNTY PROPERTY TAX**  
79.0 cents per \$100 value

**HIGHER EDUCATION**  
Catawba County Community College

## ALLEGHANY

Alleghany County Chamber of Commerce  
336-372-5473  
alleghanycountychamber.com



	2008	2018*
POPULATION (000S)	11.0	11.5
EMPLOYMENT (000S)	3.5	3.2
UNEMPLOYMENT RATE	7.7%	4.5%
PER CAPITA INCOME (000S)	\$27.9	\$37.8

**EMPLOYMENT BY INDUSTRY**  
Manufacturing: 17.0%  
Health care: 14.6%

**LARGEST PRIVATE-SECTOR EMPLOYER**  
Parkdale Mills

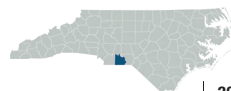
**LARGEST CITY/TOWN**  
Sparta: population 1,799

**COUNTY PROPERTY TAX**  
59.7 cents per \$100 value

**HIGHER EDUCATION**  
Wilkes Community College

## ANSON

Anson Economic Development Partnership  
704-690-4936  
ansonedp.com



	2008	2018*
POPULATION (000S)	26.8	25.5
EMPLOYMENT (000S)	8.2	7.1
UNEMPLOYMENT RATE	8.9%	4.5%
PER CAPITA INCOME (000S)	\$26.5	\$33.4

**EMPLOYMENT BY INDUSTRY**  
Manufacturing: 20.8%  
Government: 14.8%

**LARGEST PRIVATE-SECTOR EMPLOYER**  
Hornwood

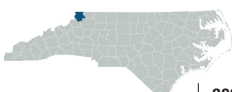
**LARGEST CITY/TOWN**  
Wadesboro: population 5,426

**COUNTY PROPERTY TAX**  
77.7 cents per \$100 value

**HIGHER EDUCATION**  
South Piedmont Community College

## ASHE

Ashe County Economic Development  
336-846-5501  
ashencedc.com



	2008	2018*
POPULATION (000S)	26.8	27.6
EMPLOYMENT (000S)	8.1	7.2
UNEMPLOYMENT RATE	6.9%	3.6%
PER CAPITA INCOME (000S)	\$28.3	\$35.7

**EMPLOYMENT BY INDUSTRY**  
Retail: 15.6%  
Health care: 14.4%

**LARGEST PRIVATE-SECTOR EMPLOYER**  
American Emergency Vehicles

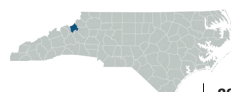
**LARGEST CITY/TOWN**  
Jefferson: population 1,559

**COUNTY PROPERTY TAX**  
44.3 cents per \$100 value

**HIGHER EDUCATION**  
Wilkes Community College

## AVERY

Avery County Economic Development Committee  
828-733-8201  
averycountync.gov



	2008	2018*
POPULATION (000S)	18.0	17.9
EMPLOYMENT (000S)	8.3	6.9
UNEMPLOYMENT RATE	5.8%	3.7%
PER CAPITA INCOME (000S)	\$26.0	\$34.9

**EMPLOYMENT BY INDUSTRY**  
Government: 14.4%  
Health care: 13.4%

**LARGEST PRIVATE-SECTOR EMPLOYER**  
Sugar Mountain Resort Inc.

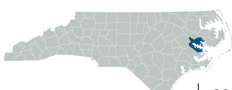
**LARGEST CITY/TOWN**  
Banner Elk: population 1,158

**COUNTY PROPERTY TAX**  
55.0 cents per \$100 value

**HIGHER EDUCATION**  
Lees-McRae College;  
Mayland Community College

## BEAUFORT

Beaufort County Economic Development  
252-946-3970  
beaufortedc.com



	2008	2018*
POPULATION (000S)	46.7	47.4
EMPLOYMENT (000S)	17.4	15.7
UNEMPLOYMENT RATE	7.4%	4.6%
PER CAPITA INCOME (000S)	\$32.7	\$40.9

**EMPLOYMENT BY INDUSTRY**  
Manufacturing: 14.6%  
Retail: 13.8%

**LARGEST PRIVATE-SECTOR EMPLOYER**  
PCS Phosphate

**LARGEST CITY/TOWN**  
Washington: population 9,355

**COUNTY PROPERTY TAX**  
63.5 cents per \$100 value

**HIGHER EDUCATION**  
Beaufort County Community College

## BERTIE

Bertie County Economic Development  
252-794-5301  
co.bertie.nc.us



	2008	2018*
POPULATION (000S)	21.1	19.7
EMPLOYMENT (000S)	7.0	5.7
UNEMPLOYMENT RATE	7.6%	5.1%
PER CAPITA INCOME (000S)	\$27.1	\$34.2

**EMPLOYMENT BY INDUSTRY**  
Government: 14.3%  
Health care: 12.4%

**LARGEST PRIVATE-SECTOR EMPLOYER**  
Perdue

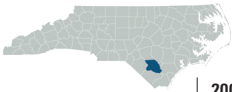
**LARGEST CITY/TOWN**  
Windsor: 3,527

**COUNTY PROPERTY TAX**  
86.5 cents per \$100 value

**HIGHER EDUCATION**  
Rowan County Community College;  
Martin Community College

## BLADEN

Bladen County Economic Development Commission  
910-645-2292  
bladennc.govoffice3.com



	2008	2018*
POPULATION (000S)	35.0	34.3
EMPLOYMENT (000S)	13.2	13.1
UNEMPLOYMENT RATE	8.1%	5.4%
PER CAPITA INCOME (000S)	\$27.6	\$34.4

**EMPLOYMENT BY INDUSTRY**  
Manufacturing: 46.0%  
Health care: 7.7%

**LARGEST PRIVATE-SECTOR EMPLOYER**  
Smithfield Foods

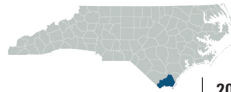
**LARGEST CITY/TOWN**  
Elizabethtown: population 3,425

**COUNTY PROPERTY TAX**  
82.0 cents per \$100 value

**HIGHER EDUCATION**  
Bladen Community College

## BRUNSWICK

Brunswick Business and Industry Development  
910-408-1603  
brunswickbid.com



	2008	2018*
POPULATION (000S)	102.3	136.1
EMPLOYMENT (000S)	28.9	32.4
UNEMPLOYMENT RATE	6.6%	5.2%
PER CAPITA INCOME (000S)	\$33.0	\$41.1

**EMPLOYMENT BY INDUSTRY**  
Retail: 16.5%  
Health care: 13.9%

**LARGEST PRIVATE-SECTOR EMPLOYER**  
Duke Energy Progress

**LARGEST CITY/TOWN**  
Leland: population 20,297

**COUNTY PROPERTY TAX**  
48.5 cents per \$100 value

**HIGHER EDUCATION**  
Brunswick Community College

## BUNCOMBE

Economic Development Coalition Asheville-Buncombe County  
828-258-6101  
economicdevelopmentasheville.org



	2008	2018*
POPULATION (000S)	232.8	262.5
EMPLOYMENT (000S)	115.7	132.5
UNEMPLOYMENT RATE	4.8%	3.0%
PER CAPITA INCOME (000S)	\$35.7	\$46.1

**EMPLOYMENT BY INDUSTRY**  
Health care: 20.5%  
Hospitality: 13.3%

**LARGEST PRIVATE-SECTOR EMPLOYER**  
Mission Health

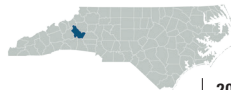
**LARGEST CITY/TOWN**  
Asheville: population 93,621

**COUNTY PROPERTY TAX**  
52.9 cents per \$100 value

**HIGHER EDUCATION**  
UNC Asheville; Montreat College; Warren Wilson College; Asheville-Buncombe Technical Community College

## BURKE

Burke Development Inc.  
828-764-9370  
burkedevinc.com



	2008	2018*
POPULATION (000S)	90.0	91.6
EMPLOYMENT (000S)	31.6	29.1
UNEMPLOYMENT RATE	8.4%	3.6%
PER CAPITA INCOME (000S)	\$27.1	\$34.3

**EMPLOYMENT BY INDUSTRY**  
Health care: 25.6%  
Manufacturing: 25.2%

**LARGEST PRIVATE-SECTOR EMPLOYER**  
Carolinas HealthCare System  
Blue Ridge

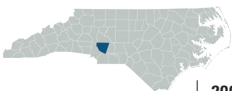
**LARGEST CITY/TOWN**  
Morganton: population 16,921

**COUNTY PROPERTY TAX**  
69.5 cents per \$100 value

**HIGHER EDUCATION**  
Western Piedmont Community College

## CABARRUS

Cabarrus Economic Development  
704-782-4000  
cabarrusedc.com



	2008	2018*
POPULATION (000S)	170.9	209.3
EMPLOYMENT (000S)	66.7	77.3
UNEMPLOYMENT RATE	5.9%	3.5%
PER CAPITA INCOME (000S)	\$35.2	\$43.9

**EMPLOYMENT BY INDUSTRY**  
Retail: 15.6%  
Hospitality: 13.1%

**LARGEST PRIVATE-SECTOR EMPLOYER**  
Amazon.com

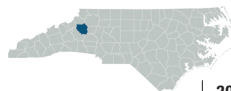
**LARGEST CITY/TOWN**  
Concord: population 92,568

**COUNTY PROPERTY TAX**  
74.0 cents per \$100 value

**HIGHER EDUCATION**  
Barber-Scotia College; Rowan-Cabarrus Community College; Cabarrus College of Health Sciences

## CALDWELL

Economic Development Commission of Caldwell County  
828-728-0768  
caldwelledc.org



	2008	2018*
POPULATION (000S)	81.9	83.6
EMPLOYMENT (000S)	26.7	25.2
UNEMPLOYMENT RATE	8.1%	3.8%
PER CAPITA INCOME (000S)	\$27.3	\$33.8

**EMPLOYMENT BY INDUSTRY**  
Manufacturing: 25.5%  
Health care: 13.2%

**LARGEST PRIVATE-SECTOR EMPLOYER**  
Merchants Distributors

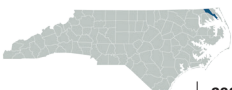
**LARGEST CITY/TOWN**  
Lenoir: population 17,749

**COUNTY PROPERTY TAX**  
63.0 cents per \$100 value

**HIGHER EDUCATION**  
Caldwell Community College and Technical Institute

## CAMDEN

Camden County Economic Development Commission  
252-338-6363, ext. 103  
camdencountync.gov



	2008	2018*
POPULATION (000S)	9.8	10.4
EMPLOYMENT (000S)	2.1	1.2
UNEMPLOYMENT RATE	5.5%	3.8%
PER CAPITA INCOME (000S)	\$37.1	\$44.3

**EMPLOYMENT BY INDUSTRY**  
Government: 11.2%  
Retail: 10.4%

**LARGEST PRIVATE-SECTOR EMPLOYER**  
Swain & Temple

**LARGEST CITY/TOWN**  
Elizabeth City (part): population 44

**COUNTY PROPERTY TAX**  
74.0 cents per \$100 value

**HIGHER EDUCATION**  
College of The Albemarle

## CARTERET

Carteret County Economic Development Department  
252-222-6121  
carterettedc.com



	2008	2018*
POPULATION (000S)	64.7	70.6
EMPLOYMENT (000S)	23.4	23.5
UNEMPLOYMENT RATE	5.5%	4.3%
PER CAPITA INCOME (000S)	\$38.5	\$47.9

**EMPLOYMENT BY INDUSTRY**  
Retail: 19.2%  
Hospitality: 15.8%

**LARGEST PRIVATE-SECTOR EMPLOYER**  
Carteret Health Care

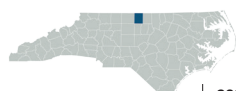
**LARGEST CITY/TOWN**  
Morehead City: population 9,481

**COUNTY PROPERTY TAX**  
31.0 cents per \$100 value

**HIGHER EDUCATION**  
Carteret Community College

## CASWELL

Caswell County Office of  
Economic Development  
336-514-0427  
caswellcountync.gov



	2008	2018*
POPULATION (000S)	23.6	23.3
EMPLOYMENT (000S)	3.2	3.0
UNEMPLOYMENT RATE	8.3%	4.5%
PER CAPITA INCOME (000S)	\$24.9	\$34.7

**EMPLOYMENT BY INDUSTRY**  
Government: 20.9%  
Education: 18.6%

**LARGEST PRIVATE-SECTOR EMPLOYER**  
WS Construction

**LARGEST CITY/TOWN**  
Yanceyville: population 2,022

**COUNTY PROPERTY TAX**  
73.5 cents per \$100 value

**HIGHER EDUCATION**  
Piedmont Community College

## CATAWBA

Catawba County Economic  
Development Corp.  
828-267-1564  
catawbaedc.org



	2008	2018*
POPULATION (000S)	152.4	158.0
EMPLOYMENT (000S)	85.5	88.4
UNEMPLOYMENT RATE	7.4%	3.5%
PER CAPITA INCOME (000S)	\$35.1	\$43.7

**EMPLOYMENT BY INDUSTRY**  
Manufacturing: 27.6%  
Retail: 12.6%

**LARGEST PRIVATE-SECTOR EMPLOYER**  
Catawba Valley Medical Center

**LARGEST CITY/TOWN**  
Hickory (part): population 40,835

**COUNTY PROPERTY TAX**  
57.5 cents per \$100 value

**HIGHER EDUCATION**  
Lenoir-Rhyne University;  
Catawba Valley Community College

## CHATHAM

Chatham County Economic  
Development Corp.  
919-542-8274  
chathamcdc.org



	2008	2018*
POPULATION (000S)	61.2	74.5
EMPLOYMENT (000S)	16.5	14.9
UNEMPLOYMENT RATE	5.0%	3.3%
PER CAPITA INCOME (000S)	\$45.6	\$60.1

**EMPLOYMENT BY INDUSTRY**  
Health care: 16.3%  
Retail: 11.5%

**LARGEST PRIVATE-SECTOR EMPLOYER**  
Carolina Meadows

**LARGEST CITY/TOWN**  
Siler City: population 8,534

**COUNTY PROPERTY TAX**  
67.0 cents per \$100 value

**HIGHER EDUCATION**  
Central Carolina Community College

## CHEROKEE

Cherokee County  
Economic Development  
828-837-5527  
cherokeecounty-nc.gov



	2008	2018*
POPULATION (000S)	27.2	29.3
EMPLOYMENT (000S)	8.2	8.1
UNEMPLOYMENT RATE	9.4%	4.4%
PER CAPITA INCOME (000S)	\$25.5	\$31.2

**EMPLOYMENT BY INDUSTRY**  
Retail: 16.5%  
Health care: 15.8%

**LARGEST PRIVATE-SECTOR EMPLOYER**  
Murphy Medical Center

**LARGEST CITY/TOWN**  
Andrews: population 1,851

**COUNTY PROPERTY TAX**  
52.0 cents per \$100 value

**HIGHER EDUCATION**  
Tri-County Community College

## CHOWAN

Edenton Chowan  
Partnership Inc.  
252-482-2007  
edenton.net



	2008	2018*
POPULATION (000S)	15.0	14.1
EMPLOYMENT (000S)	5.3	4.6
UNEMPLOYMENT RATE	8.9%	4.5%
PER CAPITA INCOME (000S)	\$30.9	\$39.1

**EMPLOYMENT BY INDUSTRY**  
Health care: 19.8%  
Manufacturing: 11.1%

**LARGEST PRIVATE-SECTOR EMPLOYER**  
Vidant Health

**LARGEST CITY/TOWN**  
Edenton: population 4,640

**COUNTY PROPERTY TAX**  
75.5 cents per \$100 value

**HIGHER EDUCATION**  
College of The Albemarle

## CLAY

Clay County Economic  
Development Commission  
828-835-9564  
claycountyedc.com



	2008	2018*
POPULATION (000S)	10.3	11.6
EMPLOYMENT (000S)	2.1	2.0
UNEMPLOYMENT RATE	6.6%	4.5%
PER CAPITA INCOME (000S)	\$26.7	\$32.6

**EMPLOYMENT BY INDUSTRY**  
Retail: 19.1%  
Health care: 13.3%

**LARGEST PRIVATE-SECTOR EMPLOYER**  
Ingles Markets

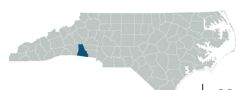
**LARGEST CITY/TOWN**  
Haynesville: population 372

**COUNTY PROPERTY TAX**  
43.0 cents per \$100 value

**HIGHER EDUCATION**  
Tri-County Community College

## CLEVELAND

Cleveland County Economic  
Development Partnership  
704-669-4701  
ccedp.com



	2008	2018*
POPULATION (000S)	97.0	98.7
EMPLOYMENT (000S)	33.5	35.2
UNEMPLOYMENT RATE	8.5%	4.0%
PER CAPITA INCOME (000S)	\$29.4	\$36.3

**EMPLOYMENT BY INDUSTRY**  
Manufacturing: 19.0%  
Health care: 14.2%

**LARGEST PRIVATE-SECTOR EMPLOYER**  
Atrium Health

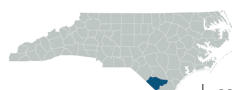
**LARGEST CITY/TOWN**  
Shelby: population 20,020

**COUNTY PROPERTY TAX**  
72.0 cents per \$100 value

**HIGHER EDUCATION**  
Gardner-Webb University;  
Cleveland Community College

## COLUMBUS

Columbus County Economic  
Development Commission  
910-640-6608  
columbusedc.com



	2008	2018*
POPULATION (000S)	56.6	56.5
EMPLOYMENT (000S)	17.0	15.0
UNEMPLOYMENT RATE	8.0%	5.1%
PER CAPITA INCOME (000S)	\$28.3	\$32.0

**EMPLOYMENT BY INDUSTRY**  
Health care: 16.9%  
Retail: 13.3%

**LARGEST PRIVATE-SECTOR EMPLOYER**  
International Paper

**LARGEST CITY/TOWN**  
Whiteville: population 5,190

**COUNTY PROPERTY TAX**  
80.5 cents per \$100 value

**HIGHER EDUCATION**  
Southeastern Community College

## CRAVEN

Craven County  
Economic Development  
252-633-5300  
cravenbusiness.com



	2008	2018*
POPULATION (000S)	99.6	103.6
EMPLOYMENT (000S)	41.3	39.1
UNEMPLOYMENT RATE	6.1%	4.2%
PER CAPITA INCOME (000S)	\$36.9	\$42.4

**EMPLOYMENT BY INDUSTRY**  
Government: 17.5%  
Health care: 17.1%

**LARGEST PRIVATE-SECTOR EMPLOYER**  
CarolinaEast Health System

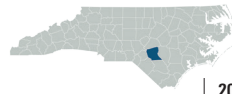
**LARGEST CITY/TOWN**  
New Bern: population 30,139

**COUNTY PROPERTY TAX**  
54.9 cents per \$100 value

**HIGHER EDUCATION**  
Craven Community College

## CUMBERLAND

Fayetteville Cumberland County  
Economic Development Corp.  
910-500-6464  
fayedc.com



	2008	2018*
POPULATION (000S)	311.1	329.1
EMPLOYMENT (000S)	119.8	119.6
UNEMPLOYMENT RATE	6.3%	5.1%
PER CAPITA INCOME (000S)	\$33.2	\$37.4

**EMPLOYMENT BY INDUSTRY**  
Health care: 19.1%  
Retail: 14.0%

**LARGEST PRIVATE-SECTOR EMPLOYER**  
Cape Fear Valley Health Systems

**LARGEST CITY/TOWN**  
Fayetteville: population 209,028

**COUNTY PROPERTY TAX**  
79.9 cents per \$100 value

**HIGHER EDUCATION**  
Methodist University; Fayetteville  
State University; Fayetteville  
Technical Community College

## CURRITUCK

Currituck County Economic  
Development Department  
252-232-6015  
thinkcurrituck.com



	2008	2018*
POPULATION (000S)	23.5	27.3
EMPLOYMENT (000S)	5.7	7.1
UNEMPLOYMENT RATE	4.5%	3.7%
PER CAPITA INCOME (000S)	\$33.9	\$44.1

**EMPLOYMENT BY INDUSTRY**  
Retail: 18.7%  
Hospitality: 10.6%

**LARGEST PRIVATE-SECTOR EMPLOYER**  
Academi Training Center

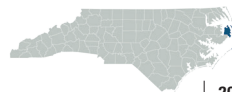
**LARGEST CITY/TOWN**  
Myock, unincorporated

**COUNTY PROPERTY TAX**  
48.0 cents per \$100 value

**HIGHER EDUCATION**  
College of The Albemarle

## DARE

The Outer Banks  
Chamber of Commerce  
252-441-8144  
outerbankschamber.com



	2008	2018*
POPULATION (000S)	34.1	37.2
EMPLOYMENT (000S)	19.5	19.3
UNEMPLOYMENT RATE	6.5%	5.3%
PER CAPITA INCOME (000S)	\$40.0	\$53.4

**EMPLOYMENT BY INDUSTRY**  
Hospitality: 22.9%  
Retail: 19.4%

**LARGEST PRIVATE-SECTOR EMPLOYER**  
Vidant Health

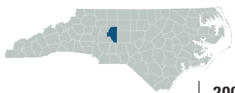
**LARGEST CITY/TOWN**  
Kill Devil Hills: population 7,266

**COUNTY PROPERTY TAX**  
47.0 cents per \$100 value

**HIGHER EDUCATION**  
College of The Albemarle

## DAVIDSON

Davidson County Economic  
Development Commission  
336-243-1900  
davidsoncountyledc.com



	2008	2018*
POPULATION (000S)	159.6	167.8
EMPLOYMENT (000S)	42.6	43.9
UNEMPLOYMENT RATE	7.3%	3.7%
PER CAPITA INCOME (000S)	\$31.3	\$37.9

**EMPLOYMENT BY INDUSTRY**  
Manufacturing: 22.1%  
Retail: 11.6%

**LARGEST PRIVATE-SECTOR EMPLOYER**  
Atrium Corp.

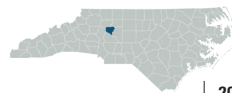
**LARGEST CITY/TOWN**  
Thomasville (part): population 26,773

**COUNTY PROPERTY TAX**  
54.0 cents per \$100 value

**HIGHER EDUCATION**  
Davidson County Community College

## DAVIE

Davie County Economic  
Development Commission  
336-751-2714  
daviecountyledc.com



	2008	2018*
POPULATION (000S)	40.3	43.2
EMPLOYMENT (000S)	10.6	12.9
UNEMPLOYMENT RATE	6.3%	3.4%
PER CAPITA INCOME (000S)	\$38.5	\$45.6

**EMPLOYMENT BY INDUSTRY**  
Manufacturing: 26.3%  
Retail: 11.4%

**LARGEST PRIVATE-SECTOR EMPLOYER**  
Ashley Furniture Industries

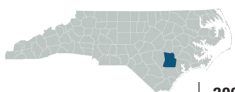
**LARGEST CITY/TOWN**  
Mocksville: population 5,425

**COUNTY PROPERTY TAX**  
73.8 cents per \$100 value

**HIGHER EDUCATION**  
Davidson County Community College

## DUPLIN

Duplin County Economic  
Development Commission  
910-296-2180  
duplinedc.com



	2008	2018*
POPULATION (000S)	56.9	59.6
EMPLOYMENT (000S)	20.4	19.2
UNEMPLOYMENT RATE	5.9%	4.4%
PER CAPITA INCOME (000S)	\$28.1	\$33.4

**EMPLOYMENT BY INDUSTRY**  
Manufacturing: 31.5%  
Agriculture: 12.5%

**LARGEST PRIVATE-SECTOR EMPLOYER**  
Butterball

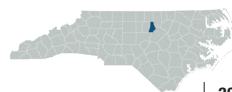
**LARGEST CITY/TOWN**  
Wallace (part): population 4,025

**COUNTY PROPERTY TAX**  
73.5 cents per \$100 value

**HIGHER EDUCATION**  
James Sprunt Community College

## DURHAM

Greater Durham  
Chamber of Commerce  
919-328-8700  
durhamchamber.org



	2008	2018*
POPULATION (000S)	258.3	311.6
EMPLOYMENT (000S)	183.9	204.9
UNEMPLOYMENT RATE	4.9%	3.5%
PER CAPITA INCOME (000S)	\$39.5	\$47.8

**EMPLOYMENT BY INDUSTRY**  
Health care: 17.9%  
Education: 14.5%

**LARGEST PRIVATE-SECTOR EMPLOYER**  
Duke University

**LARGEST CITY/TOWN**  
Durham (part): population 264,686

**COUNTY PROPERTY TAX**  
71.2 cents per \$100 value

**HIGHER EDUCATION**  
Duke University; NC Central  
University; Durham Technical  
Community College

## EDGECOMBE

Carolinas Gateway  
Partnership  
252-442-0114  
econdev.org



	2008	2018*
POPULATION (000S)	55.8	53.0
EMPLOYMENT (000S)	20.1	16.1
UNEMPLOYMENT RATE	10.6%	6.9%
PER CAPITA INCOME (000S)	\$28.0	\$33.8

**EMPLOYMENT BY INDUSTRY**  
Retail: 17.3%  
Manufacturing: 16.7%

**LARGEST PRIVATE-SECTOR EMPLOYER**  
QVC

**LARGEST CITY/TOWN**  
Rocky Mount (part): population 15,687

**COUNTY PROPERTY TAX**  
95.0 cents per \$100 value

**HIGHER EDUCATION**  
Edgecombe Community College

## FORSYTH

Winston-Salem  
Business Inc.  
336-723-8955  
wsbusinessinc.com



	2008	2018*
POPULATION (000S)	343.0	377.5
EMPLOYMENT (000S)	185.4	186.5
UNEMPLOYMENT RATE	5.8%	3.8%
PER CAPITA INCOME (000S)	\$40.3	\$46.9

**EMPLOYMENT BY INDUSTRY**  
Health care: 21.0%  
Retail: 11.5%

**LARGEST PRIVATE-SECTOR EMPLOYER**  
Wake Forest Baptist Medical Center

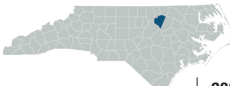
**LARGEST CITY/TOWN**  
Winston-Salem: population 243,445

**COUNTY PROPERTY TAX**  
75.4 cents per \$100 value

**HIGHER EDUCATION**  
Wake Forest University; Salem College;  
Winston-Salem State University; UNC  
School of the Arts; Forsyth Technical  
Community College

## FRANKLIN

Franklin County Economic  
Development Commission  
919-554-1863  
franklincountync.us/services/edc



	2008	2018*
POPULATION (000S)	58.5	67.7
EMPLOYMENT (000S)	11.6	12.3
UNEMPLOYMENT RATE	6.3%	4.0%
PER CAPITA INCOME (000S)	\$28.7	\$34.3

**EMPLOYMENT BY INDUSTRY**  
Manufacturing: 22.4%  
Retail: 11.2%

**LARGEST PRIVATE-SECTOR EMPLOYER**  
Novozymes North America

**LARGEST CITY/TOWN**  
Louisburg: population 3,485

**COUNTY PROPERTY TAX**  
80.5 cents per \$100 value

**HIGHER EDUCATION**  
Louisburg College;  
Vance-Granville Community College

## GASTON

Gaston County Economic  
Development Commission  
704-825-4046  
gaston.org



	2008	2018*
POPULATION (000S)	203.1	221.6
EMPLOYMENT (000S)	69.3	74.6
UNEMPLOYMENT RATE	7.8%	3.8%
PER CAPITA INCOME (000S)	\$32.8	\$39.6

**EMPLOYMENT BY INDUSTRY**  
Manufacturing: 21.3%  
Health care: 15.9%

**LARGEST PRIVATE-SECTOR EMPLOYER**  
CaroMont Health

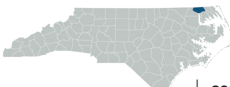
**LARGEST CITY/TOWN**  
Gastonia: population 76,298

**COUNTY PROPERTY TAX**  
84.0 cents per \$100 value

**HIGHER EDUCATION**  
Belmont Abbey College;  
Gaston College

## GATES

Gates County  
Chamber of Commerce  
252-506-1592  
gatescounty.govoffice2.com



	2008	2018*
POPULATION (000S)	12.2	12.1
EMPLOYMENT (000S)	1.5	1.5
UNEMPLOYMENT RATE	5.5%	4.1%
PER CAPITA INCOME (000S)	\$29.3	\$35.4

**EMPLOYMENT BY INDUSTRY**  
Health care: 10.4%  
Retail: 10.3%

**LARGEST PRIVATE-SECTOR EMPLOYER**  
Ashton Lewis Lumber

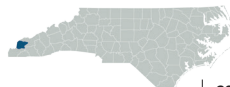
**LARGEST CITY/TOWN**  
Gatesville: population 318

**COUNTY PROPERTY TAX**  
79.0 cents per \$100 value

**HIGHER EDUCATION**  
College of The Albemarle

## GRAHAM

Graham County  
Economic Development  
828-479-7984  
grahamcountyedc.org



	2008	2018*
POPULATION (000S)	8.6	8.8
EMPLOYMENT (000S)	2.7	2.1
UNEMPLOYMENT RATE	10.8%	6.1%
PER CAPITA INCOME (000S)	\$26.0	\$31.1

**EMPLOYMENT BY INDUSTRY**  
Construction: 20.6%  
Hospitality: 14.1%

**LARGEST PRIVATE-SECTOR EMPLOYER**  
Graham County Land Company

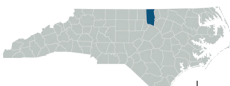
**LARGEST CITY/TOWN**  
Robbinsville: population 639

**COUNTY PROPERTY TAX**  
65.0 cents per \$100 value

**HIGHER EDUCATION**  
Tri-County Community College

## GRANVILLE

Granville County Economic  
Development Commission  
919-693-5911  
granvillecounty.com



	2008	2018*
POPULATION (000S)	58.5	61.2
EMPLOYMENT (000S)	20.2	21.1
UNEMPLOYMENT RATE	6.7%	3.4%
PER CAPITA INCOME (000S)	\$29.6	\$36.9

**EMPLOYMENT BY INDUSTRY**  
Health care: 25.2%  
Manufacturing: 20.8%

**LARGEST PRIVATE-SECTOR EMPLOYER**  
Revlon Consumer Products

**LARGEST CITY/TOWN**  
Oxford: population 8,504

**COUNTY PROPERTY TAX**  
84.0 cents per \$100 value

**HIGHER EDUCATION**  
Vance-Granville Community College

## GREENE

Greene County Economic  
Development Commission  
252-747-3446  
cogreenenc.us/economic-development



	2008	2018*
POPULATION (000S)	20.9	21.3
EMPLOYMENT (000S)	4.3	4.2
UNEMPLOYMENT RATE	6.7%	3.9%
PER CAPITA INCOME (000S)	\$23.2	\$32.2

**EMPLOYMENT BY INDUSTRY**  
Government: 27.4%  
Health care: 13.8%

**LARGEST PRIVATE-SECTOR EMPLOYER**  
Greene County Health Care

**LARGEST CITY/TOWN**  
Snow Hill: population 1,592

**COUNTY PROPERTY TAX**  
78.6 cents per \$100 value

**HIGHER EDUCATION**  
Lenoir Community College



## GUILFORD

Greensboro Chamber of Commerce  
336-387-8312, greensboroeda.com  
High Point Economic Development Corp.  
336-883-3116, highpointnc.gov



	2008	2018*
POPULATION (000S)	474.3	533.2
EMPLOYMENT (000S)	278.8	281.9
UNEMPLOYMENT RATE	6.2%	4.1%
PER CAPITA INCOME (000S)	\$37.9	\$45.0

**EMPLOYMENT BY INDUSTRY**  
Health care: 13.0%  
Manufacturing: 11.8%

**LARGEST PRIVATE-SECTOR EMPLOYER**  
Cone Health

**LARGEST CITY/TOWN**  
Greensboro: population 292,286

**COUNTY PROPERTY TAX**  
73.0 cents per \$100 value

**HIGHER EDUCATION**  
Bennett, Guilford and Greensboro colleges; High Point and NC A&T State universities; UNC Greensboro; Guilford Technical Community College

## HALIFAX

Halifax County Economic Development Commission  
252-519-2630  
halifaxdevelopment.com



	2008	2018*
POPULATION (000S)	55.1	51.7
EMPLOYMENT (000S)	17.8	15.5
UNEMPLOYMENT RATE	9.3%	6.1%
PER CAPITA INCOME (000S)	\$28.0	\$35.1

**EMPLOYMENT BY INDUSTRY**  
Health care: 17.7%  
Retail: 14.6%

**LARGEST PRIVATE-SECTOR EMPLOYER**  
Halifax Regional Medical Center

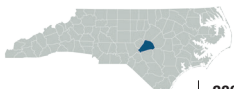
**LARGEST CITY/TOWN**  
Roanoke Rapids: population 14,738

**COUNTY PROPERTY TAX**  
77.0 cents per \$100 value

**HIGHER EDUCATION**  
Halifax Community College

## HARNETT

Harnett County Economic Development Commission  
910-893-7524  
harnettedc.org



	2008	2018*
POPULATION (000S)	108.5	133.9
EMPLOYMENT (000S)	23.9	25.3
UNEMPLOYMENT RATE	6.7%	4.6%
PER CAPITA INCOME (000S)	\$28.9	\$32.9

**EMPLOYMENT BY INDUSTRY**  
Retail: 16.8%  
Health care: 13.8%

**LARGEST PRIVATE-SECTOR EMPLOYER**  
Food Lion

**LARGEST CITY/TOWN**  
Dunn: population 9,541

**COUNTY PROPERTY TAX**  
75.0 cents per \$100 value

**HIGHER EDUCATION**  
Campbell University; Central Carolina Community College

## HAYWOOD

Haywood Economic Development Council  
828-456-3021  
haywoodedc.org



	2008	2018*
POPULATION (000S)	58.0	63.0
EMPLOYMENT (000S)	17.3	17.7
UNEMPLOYMENT RATE	5.7%	3.4%
PER CAPITA INCOME (000S)	\$31.0	\$38.9

**EMPLOYMENT BY INDUSTRY**  
Retail: 17.8%  
Manufacturing: 15.4%

**LARGEST PRIVATE-SECTOR EMPLOYER**  
Blue Ridge Paper Products

**LARGEST CITY/TOWN**  
Waynesville: population 10,110

**COUNTY PROPERTY TAX**  
58.5 cents per \$100 value

**HIGHER EDUCATION**  
Haywood Community College

## HENDERSON

Henderson County Partnership for Economic Development  
828-692-6373  
gohendersoncountync.org



	2008	2018*
POPULATION (000S)	104.1	117.3
EMPLOYMENT (000S)	36.3	38.8
UNEMPLOYMENT RATE	4.9%	3.3%
PER CAPITA INCOME (000S)	\$34.7	\$41.2

**EMPLOYMENT BY INDUSTRY**  
Health care: 17.3%  
Manufacturing: 15.0%

**LARGEST PRIVATE-SECTOR EMPLOYER**  
Pardee Hospital

**LARGEST CITY/TOWN**  
Hendersonville: population 14,251

**COUNTY PROPERTY TAX**  
56.1 cents per \$100 value

**HIGHER EDUCATION**  
Blue Ridge Community College

## HERTFORD

Hertford County Economic Development  
252-358-7801  
hertfordcounty.com



	2008	2018*
POPULATION (000S)	24.2	24.0
EMPLOYMENT (000S)	9.6	9.0
UNEMPLOYMENT RATE	6.8%	5.1%
PER CAPITA INCOME (000S)	\$25.6	\$32.1

**EMPLOYMENT BY INDUSTRY**  
Health care: 24.5%  
Retail: 16.4%

**LARGEST PRIVATE-SECTOR EMPLOYER**  
Vidant Health

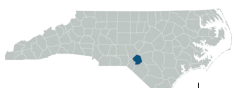
**LARGEST CITY/TOWN**  
Ahoskie: population 4,784

**COUNTY PROPERTY TAX**  
84.0 cents per \$100 value

**HIGHER EDUCATION**  
Chowan University; Roanoke-Chowan Community College

## HOKE

Raeford Hoke Economic Development Commission  
910-875-6113  
hokecounty.net



	2008	2018*
POPULATION (000S)	44.6	54.9
EMPLOYMENT (000S)	8.4	8.4
UNEMPLOYMENT RATE	5.8%	5.0%
PER CAPITA INCOME (000S)	\$26.4	\$30.0

**EMPLOYMENT BY INDUSTRY**  
Manufacturing: 21.3%  
Health care: 18.5%

**LARGEST PRIVATE-SECTOR EMPLOYER**  
Butterball

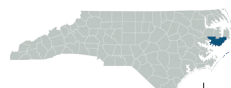
**LARGEST CITY/TOWN**  
Raeford: population 4,948

**COUNTY PROPERTY TAX**  
75.0 cents per \$100 value

**HIGHER EDUCATION**  
Sandhills Community College

## HYDE

Hyde County Office of Planning and Economic Development  
252-926-4178  
hydecountync.gov



	2008	2018*
POPULATION (000S)	5.9	5.4
EMPLOYMENT (000S)	2.1	1.9
UNEMPLOYMENT RATE	7.1%	8.2%
PER CAPITA INCOME (000S)	\$22.6	\$41.3

**EMPLOYMENT BY INDUSTRY**  
Government: 22.0%  
Manufacturing: 13.5%

**LARGEST PRIVATE-SECTOR EMPLOYER**  
Illinois Tool Works

**LARGEST CITY/TOWN**  
Swan Quarter, unincorporated

**COUNTY PROPERTY TAX**  
77.0 cents per \$100 value

**HIGHER EDUCATION**  
Beaufort County Community College

## IREDELL

Statesville Regional Development,  
704-871-0062, statesvilleregion.com  
Mooresville South Iredell Economic  
Development Corp.  
704-664-6922, edcmooresville.org



	2008	2018*
POPULATION (000S)	154.8	179.3
EMPLOYMENT (000S)	65.9	73.9
UNEMPLOYMENT RATE	6.6%	3.5%
PER CAPITA INCOME (000S)	\$37.3	\$48.6

**EMPLOYMENT BY INDUSTRY**  
Manufacturing: 15.4%  
Retail: 13.5%

**LARGEST PRIVATE-SECTOR EMPLOYER**  
Lowe's

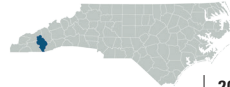
**LARGEST CITY/TOWN**  
Mooresville: population 41,255

**COUNTY PROPERTY TAX**  
52.8 cents per \$100 value

**HIGHER EDUCATION**  
Mitchell Community College

## JACKSON

Jackson County Office of Economic  
Development, 828-631-2240,  
jacksonthrive.jacksonnc.org  
Jackson County Chamber of Commerce  
800-962-1911, mountainlovers.com



	2008	2018*
POPULATION (000S)	38.7	44.3
EMPLOYMENT (000S)	13.9	13.8
UNEMPLOYMENT RATE	5.2%	4.2%
PER CAPITA INCOME (000S)	\$27.8	\$31.8

**EMPLOYMENT BY INDUSTRY**  
Education: 21.2%  
Hospitality: 18.3%

**LARGEST PRIVATE-SECTOR EMPLOYER**  
DLP Partner Medwest

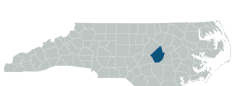
**LARGEST CITY/TOWN**  
Sylva: population 2,720

**COUNTY PROPERTY TAX**  
38.0 cents per \$100 value

**HIGHER EDUCATION**  
Western Carolina University;  
Southwestern Community College

## JOHNSTON

Johnston County Economic  
Development Office  
919-205-1232  
growwithjoco.com



	2008	2018*
POPULATION (000S)	160.1	199.8
EMPLOYMENT (000S)	44.2	48.7
UNEMPLOYMENT RATE	5.8%	3.6%
PER CAPITA INCOME (000S)	\$32.6	\$38.3

**EMPLOYMENT BY INDUSTRY**  
Retail: 14.7%  
Manufacturing: 14.5%

**LARGEST PRIVATE-SECTOR EMPLOYER**  
Johnston Health

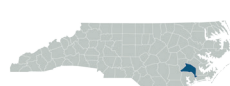
**LARGEST CITY/TOWN**  
Clayton (part): population 21,158

**COUNTY PROPERTY TAX**  
76.0 cents per \$100 value

**HIGHER EDUCATION**  
Johnston Community College

## JONES

Jones County  
Economic Development  
252-448-1315  
jonescountync.gov



	2008	2018*
POPULATION (000S)	10.1	10.1
EMPLOYMENT (000S)	1.6	1.7
UNEMPLOYMENT RATE	6.6%	4.2%
PER CAPITA INCOME (000S)	\$31.2	\$38.9

**EMPLOYMENT BY INDUSTRY**  
Health care: 20.0%  
Government: 13.9%

**LARGEST PRIVATE-SECTOR EMPLOYER**  
Harris Teeter

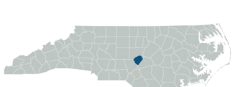
**LARGEST CITY/TOWN**  
Maysville: population 1,036

**COUNTY PROPERTY TAX**  
79.0 cents per \$100 value

**HIGHER EDUCATION**  
Lenoir Community College

## LEE

Sanford Area  
Growth Alliance  
919-774-8439  
growsanfordnc.com/edc



	2008	2018*
POPULATION (000S)	56.5	60.1
EMPLOYMENT (000S)	26.5	26.1
UNEMPLOYMENT RATE	7.8%	4.3%
PER CAPITA INCOME (000S)	\$32.9	\$38.6

**EMPLOYMENT BY INDUSTRY**  
Manufacturing: 29.6%  
Retail: 12.1%

**LARGEST PRIVATE-SECTOR EMPLOYER**  
Caterpillar

**LARGEST CITY/TOWN**  
Sanford: population 29,962

**COUNTY PROPERTY TAX**  
77.5 cents per \$100 value

**HIGHER EDUCATION**  
Central Carolina Community College

## LENOIR

Lenoir County  
Economic Development  
252-527-1963  
lenoirredc.com



	2008	2018*
POPULATION (000S)	59.4	57.2
EMPLOYMENT (000S)	27.4	28.5
UNEMPLOYMENT RATE	7.4%	4.0%
PER CAPITA INCOME (000S)	\$31.6	\$39.6

**EMPLOYMENT BY INDUSTRY**  
Manufacturing: 28.8%  
Health care: 17.9%

**LARGEST PRIVATE-SECTOR EMPLOYER**  
Sanderson Farms

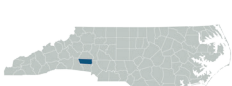
**LARGEST CITY/TOWN**  
Kinston: population 20,184

**COUNTY PROPERTY TAX**  
84.5 cents per \$100 value

**HIGHER EDUCATION**  
Lenoir Community College

## LINCOLN

Lincoln Economic  
Development Association  
704-732-1511  
lincolnedc.org



	2008	2018*
POPULATION (000S)	75.8	84.6
EMPLOYMENT (000S)	21.8	23.0
UNEMPLOYMENT RATE	7.5%	3.4%
PER CAPITA INCOME (000S)	\$32.4	\$43.5

**EMPLOYMENT BY INDUSTRY**  
Manufacturing: 20.5%  
Retail: 13.3%

**LARGEST PRIVATE-SECTOR EMPLOYER**  
Atrium Health

**LARGEST CITY/TOWN**  
Lincolnton: population 10,565

**COUNTY PROPERTY TAX**  
59.9 cents per \$100 value

**HIGHER EDUCATION**  
Gaston College

## MACON

Macon County Economic  
Development Commission  
828-369-2306  
maconedc.com



	2008	2018*
POPULATION (000S)	33.7	36.1
EMPLOYMENT (000S)	11.8	11.2
UNEMPLOYMENT RATE	6.1%	4.0%
PER CAPITA INCOME (000S)	\$31.4	\$38.5

**EMPLOYMENT BY INDUSTRY**  
Retail: 18.6%  
Hospitality: 14.8%

**LARGEST PRIVATE-SECTOR EMPLOYER**  
Drake Enterprises

**LARGEST CITY/TOWN**  
Franklin: population 4,113

**COUNTY PROPERTY TAX**  
37.5 cents per \$100 value

**HIGHER EDUCATION**  
Southwestern Community College

## MADISON

Madison County  
Economic Development Board  
828-649-1377  
investinmadison.com



	2008	2018*
POPULATION (000S)	20.5	22.5
EMPLOYMENT (000S)	4.2	3.8
UNEMPLOYMENT RATE	5.8%	3.7%
PER CAPITA INCOME (000S)	\$25.9	\$32.5

**EMPLOYMENT BY INDUSTRY**  
Health care: 13.8%  
Retail: 11.9%

**LARGEST PRIVATE-SECTOR EMPLOYER**  
Mars Hill University

**LARGEST CITY/TOWN**  
Mars Hill: population 2,096

**COUNTY PROPERTY TAX**  
55.0 cents per \$100 value

**HIGHER EDUCATION**  
Mars Hill College; Asheville-Buncombe Technical Community College

## MARTIN

Martin County  
Economic Development Corp.  
252-789-4904  
martincountyledc.com



	2008	2018*
POPULATION (000S)	24.5	23.3
EMPLOYMENT (000S)	8.9	6.7
UNEMPLOYMENT RATE	6.7%	5.0%
PER CAPITA INCOME (000S)	\$29.8	\$34.4

**EMPLOYMENT BY INDUSTRY**  
Retail: 16.2%  
Health care: 15.7%

**LARGEST PRIVATE-SECTOR EMPLOYER**  
Snacks Holdings

**LARGEST CITY/TOWN**  
Williamston: population 5,400

**COUNTY PROPERTY TAX**  
81.0 cents per \$100 value

**HIGHER EDUCATION**  
Martin Community College

## MCDOWELL

McDowell Economic  
Development Association Inc.  
828-652-9391  
mcdowellnceda.govoffice3.com



	2008	2018*
POPULATION (000S)	44.7	46.4
EMPLOYMENT (000S)	16.0	16.3
UNEMPLOYMENT RATE	8.4%	3.5%
PER CAPITA INCOME (000S)	\$25.6	\$32.7

**EMPLOYMENT BY INDUSTRY**  
Manufacturing: 39.4%  
Retail: 12.1%

**LARGEST PRIVATE-SECTOR EMPLOYER**  
Baxter International

**LARGEST CITY/TOWN**  
Marion: population 8,436

**COUNTY PROPERTY TAX**  
58.8 cents per \$100 value

**HIGHER EDUCATION**  
McDowell Technical Community College

## MECKLENBURG

Charlotte Regional Business  
Alliance  
704-378-1300  
charlotteregion.com



	2008	2018*
POPULATION (000S)	888.7	1093.7
EMPLOYMENT (000S)	568.8	695.8
UNEMPLOYMENT RATE	6.1%	3.7%
PER CAPITA INCOME (000S)	\$63.4	\$57.4

**EMPLOYMENT BY INDUSTRY**  
Health care: 11.5%  
Retail: 9.4%

**LARGEST PRIVATE-SECTOR EMPLOYER**  
Atrium Health

**LARGEST CITY/TOWN**  
Charlotte: population 852,992

**COUNTY PROPERTY TAX**  
61.7 cents per \$100 value

**HIGHER EDUCATION**  
Davidson College; Johnson C Smith, Johnson & Wales, Pfeiffer and Queens universities; UNC Charlotte; Central Piedmont Community College

## MITCHELL

Mitchell County Economic  
Development Commission  
828-537-1404  
mitchellcountyledc.org



	2008	2018*
POPULATION (000S)	15.6	15.2
EMPLOYMENT (000S)	5.4	4.6
UNEMPLOYMENT RATE	8.3%	4.6%
PER CAPITA INCOME (000S)	\$26.0	\$34.4

**EMPLOYMENT BY INDUSTRY**  
Health care: 18.1%  
Education: 15.2%

**LARGEST PRIVATE-SECTOR EMPLOYER**  
Sibeco North America

**LARGEST CITY/TOWN**  
Spruce Pine: population 2,170

**COUNTY PROPERTY TAX**  
58.0 cents per \$100 value

**HIGHER EDUCATION**  
Mayland Community College

## MONTGOMERY

Montgomery County Economic  
Development  
910-576-4221, ext. 1307  
montgomerycountync.com



	2008	2018*
POPULATION (000S)	27.7	27.9
EMPLOYMENT (000S)	9.4	9.2
UNEMPLOYMENT RATE	8.5%	3.9%
PER CAPITA INCOME (000S)	\$27.7	\$33.7

**EMPLOYMENT BY INDUSTRY**  
Manufacturing: 35.2%  
Health care: 12.2%

**LARGEST PRIVATE-SECTOR EMPLOYER**  
Grede II

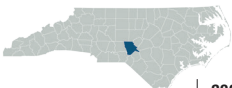
**LARGEST CITY/TOWN**  
Troy: population 3,211

**COUNTY PROPERTY TAX**  
62.0 cents per \$100 value

**HIGHER EDUCATION**  
Montgomery Community College

## MOORE

Moore County  
Partners in Progress  
910-246-0311  
moorebusiness.org



	2008	2018*
POPULATION (000S)	86.0	99.3
EMPLOYMENT (000S)	31.7	36.1
UNEMPLOYMENT RATE	6.3%	3.9%
PER CAPITA INCOME (000S)	\$40.3	\$49.3

**EMPLOYMENT BY INDUSTRY**  
Health care: 25.8%  
Hospitality: 15.5%

**LARGEST PRIVATE-SECTOR EMPLOYER**  
FirstHealth of the Carolinas

**LARGEST CITY/TOWN**  
Pinehurst: population 17,100

**COUNTY PROPERTY TAX**  
51.0 cents per \$100 value

**HIGHER EDUCATION**  
Sandhills Community College

## NASH

Carolinas Gateway  
Partnership  
252-442-0114  
econdev.org



	2008	2018*
POPULATION (000S)	93.4	95.1
EMPLOYMENT (000S)	43.8	40.3
UNEMPLOYMENT RATE	7.7%	5.2%
PER CAPITA INCOME (000S)	\$34.0	\$40.3

**EMPLOYMENT BY INDUSTRY**  
Manufacturing: 18.5%  
Health care: 13.7%

**LARGEST PRIVATE-SECTOR EMPLOYER**  
Hospira

**LARGEST CITY/TOWN**  
Rocky Mount (part): population 38,957

**COUNTY PROPERTY TAX**  
67.0 cents per \$100 value

**HIGHER EDUCATION**  
N.C. Wesleyan College;  
Nash Community College



## NEW HANOVER

Wilmington Business  
Development  
910-763-8414  
wilmingtonbusinessdevelopment.com



	2008	2018*
POPULATION (000S)	197.4	233.6
EMPLOYMENT (000S)	103.5	114.5
UNEMPLOYMENT RATE	5.3%	3.8%
PER CAPITA INCOME (000S)	\$37.6	\$44.2

**EMPLOYMENT BY INDUSTRY**  
Health care: 16.5%  
Hospitality: 13.8%

**LARGEST PRIVATE-SECTOR EMPLOYER**  
New Hanover Regional Medical Center

**LARGEST CITY/TOWN**  
Wilmington: population 121,910

**COUNTY PROPERTY TAX**  
55.5 cents per \$100 value

**HIGHER EDUCATION**  
UNC Wilmington;  
Cape Fear Community College

## NORTHAMPTON

Northampton County Economic  
Development Commission  
252-534-1092  
northamptonnc.com



	2008	2018*
POPULATION (000S)	22.0	20.7
EMPLOYMENT (000S)	5.8	5.3
UNEMPLOYMENT RATE	8.0%	5.2%
PER CAPITA INCOME (000S)	\$26.6	\$33.2

**EMPLOYMENT BY INDUSTRY**  
Government: 12.5%  
Wholesale: 11.9%

**LARGEST PRIVATE-SECTOR EMPLOYER**  
Lowe's

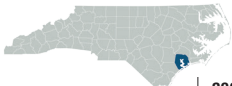
**LARGEST CITY/TOWN**  
Gaston: population 1,102

**COUNTY PROPERTY TAX**  
91.5 cents per \$100 value

**HIGHER EDUCATION**  
Halifax Community College;  
Roanoke-Chowan Community College

## ONslow

Jacksonville Onslow  
Economic Development  
910-939-7023  
joednc.com



	2008	2018*
POPULATION (000S)	174.8	198.8
EMPLOYMENT (000S)	45.9	48.4
UNEMPLOYMENT RATE	5.8%	4.5%
PER CAPITA INCOME (000S)	\$39.5	\$45.0

**EMPLOYMENT BY INDUSTRY**  
Retail: 22.2%  
Hospitality: 16.0%

**LARGEST PRIVATE-SECTOR EMPLOYER**  
Walmart

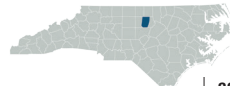
**LARGEST CITY/TOWN**  
Jacksonville: population 75,310

**COUNTY PROPERTY TAX**  
70.5 cents per \$100 value

**HIGHER EDUCATION**  
Coastal Carolina Community College

## ORANGE

Orange County Economic  
Development  
919-245-2325  
growinorangenc.com



	2008	2018*
POPULATION (000S)	129.6	144.4
EMPLOYMENT (000S)	62.4	72.9
UNEMPLOYMENT RATE	4.0%	3.3%
PER CAPITA INCOME (000S)	\$51.1	\$62.2

**EMPLOYMENT BY INDUSTRY**  
Education: 28.3%  
Health care: 25.4%

**LARGEST PRIVATE-SECTOR EMPLOYER**  
Industrial Connections & Solutions

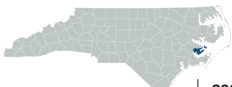
**LARGEST CITY/TOWN**  
Chapel Hill (part): population 59,874

**COUNTY PROPERTY TAX**  
86.8 cents per \$100 value

**HIGHER EDUCATION**  
UNC Chapel Hill;  
Durham Technical Community College

## PAMLICO

Pamlico County Office of  
Economic Development  
252-745-3081  
pamlicocounty.org



	2008	2018*
POPULATION (000S)	13.0	13.3
EMPLOYMENT (000S)	3.1	3.3
UNEMPLOYMENT RATE	6.1%	4.2%
PER CAPITA INCOME (000S)	\$33.0	\$40.6

**EMPLOYMENT BY INDUSTRY**  
Retail: 19.4%  
Health care: 16.5%

**LARGEST PRIVATE-SECTOR EMPLOYER**  
Food Lion

**LARGEST CITY/TOWN**  
Bayboro: population 1,211

**COUNTY PROPERTY TAX**  
62.5 cents per \$100 value

**HIGHER EDUCATION**  
Pamlico Community College

## PASQUOTANK

Elizabeth City Pasquotank County  
Economic Development Commission  
252-338-0169  
elizabethcitypasquotankcdc.com



	2008	2018*
POPULATION (000S)	40.5	39.8
EMPLOYMENT (000S)	17.8	15.6
UNEMPLOYMENT RATE	7.0%	4.7%
PER CAPITA INCOME (000S)	\$31.8	\$38.2

**EMPLOYMENT BY INDUSTRY**  
Health care: 17.4%  
Retail: 17.0%

**LARGEST PRIVATE-SECTOR EMPLOYER**  
Sentara Healthcare

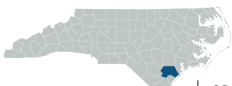
**LARGEST CITY/TOWN**  
Elizabeth City (part): population 17,687

**COUNTY PROPERTY TAX**  
77.0 cents per \$100 value

**HIGHER EDUCATION**  
Elizabeth City State University;  
College of The Albemarle

## PENDER

Wilmington  
Business Development  
910-763-8414  
wilmingtonbusinessdevelopment.com



	2008	2018*
POPULATION (000S)	50.1	62.4
EMPLOYMENT (000S)	10.6	12.0
UNEMPLOYMENT RATE	6.2%	4.2%
PER CAPITA INCOME (000S)	\$30.1	\$35.6

**EMPLOYMENT BY INDUSTRY**  
Retail: 14.3%  
Health care: 12.3%

**LARGEST PRIVATE-SECTOR EMPLOYER**  
Pender Memorial Hospital

**LARGEST CITY/TOWN**  
Burgaw: population 4,091

**COUNTY PROPERTY TAX**  
64.5 cents per \$100 value

**HIGHER EDUCATION**  
Cape Fear Community College

## PERQUIMANS

Perquimans County Economic  
Development Commission  
252-312-5314  
econdevperquimansnc.com



	2008	2018*
POPULATION (000S)	13.2	13.7
EMPLOYMENT (000S)	2.0	2.1
UNEMPLOYMENT RATE	7.0%	4.8%
PER CAPITA INCOME (000S)	\$32.1	\$39.5

**EMPLOYMENT BY INDUSTRY**  
Hospitality: 16.0%  
Government: 14.3%

**LARGEST PRIVATE-SECTOR EMPLOYER**  
Guest Services

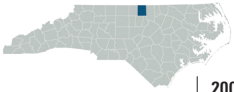
**LARGEST CITY/TOWN**  
Hertford: population 2,099

**COUNTY PROPERTY TAX**  
59.0 cents per \$100 value

**HIGHER EDUCATION**  
College of The Albemarle

## PERSON

Person County Economic Development Commission  
336-597-1752  
personcountyedc.com



	2008	2018*
POPULATION (000S)	38.2	40.0
EMPLOYMENT (000S)	10.5	9.8
UNEMPLOYMENT RATE	7.4%	4.1%
PER CAPITA INCOME (000S)	\$31.0	\$36.7

**EMPLOYMENT BY INDUSTRY**  
Retail: 16.1%  
Manufacturing: 15.4%

**LARGEST PRIVATE-SECTOR EMPLOYER**  
GKN Automotive Components

**LARGEST CITY/TOWN**  
Roxboro: population 8,181

**COUNTY PROPERTY TAX**  
73.0 cents per \$100 value

**HIGHER EDUCATION**  
Piedmont Community College

## PITT

Pitt County Development Commission  
252-902-2075  
locateincarolina.com



	2008	2018*
POPULATION (000S)	160.7	179.4
EMPLOYMENT (000S)	72.6	77.1
UNEMPLOYMENT RATE	6.6%	4.3%
PER CAPITA INCOME (000S)	\$33.0	\$39.9

**EMPLOYMENT BY INDUSTRY**  
Health care: 22.7%  
Education: 14.4%

**LARGEST PRIVATE-SECTOR EMPLOYER**  
Vidant Health

**LARGEST CITY/TOWN**  
Greenville: population 89,660

**COUNTY PROPERTY TAX**  
72.1 cents per \$100 value

**HIGHER EDUCATION**  
East Carolina University;  
Pitt Community College

## POLK

Polk County Office of Business Development  
828-894-2895  
polknc.org/economic\_development



	2008	2018*
POPULATION (000S)	20.0	21.5
EMPLOYMENT (000S)	5.1	5.0
UNEMPLOYMENT RATE	5.0%	3.8%
PER CAPITA INCOME (000S)	\$36.2	\$43.3

**EMPLOYMENT BY INDUSTRY**  
Health care: 30.4%  
Hospitality: 9.5%

**LARGEST PRIVATE-SECTOR EMPLOYER**  
St. Luke's Hospital

**LARGEST CITY/TOWN**  
Tryon: population 1,792

**COUNTY PROPERTY TAX**  
54.9 cents per \$100 value

**HIGHER EDUCATION**  
Isothermal Community College

## RANDOLPH

Randolph County Economic Development Corp.  
336-626-2233  
rcedc.com



	2008	2018*
POPULATION (000S)	139.1	143.9
EMPLOYMENT (000S)	47.9	44.9
UNEMPLOYMENT RATE	6.6%	3.7%
PER CAPITA INCOME (000S)	\$29.6	\$36.3

**EMPLOYMENT BY INDUSTRY**  
Manufacturing: 33.7%  
Health care: 9.5%

**LARGEST PRIVATE-SECTOR EMPLOYER**  
Technimark

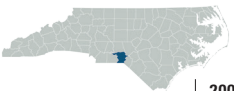
**LARGEST CITY/TOWN**  
Asheboro: population 25,848

**COUNTY PROPERTY TAX**  
63.3 cents per \$100 value

**HIGHER EDUCATION**  
Randolph Community College

## RICHMOND

Richmond County Economic Development  
910-997-8190  
richmondncedc.com



	2008	2018*
POPULATION (000S)	46.7	45.0
EMPLOYMENT (000S)	15.0	13.4
UNEMPLOYMENT RATE	9.6%	5.5%
PER CAPITA INCOME (000S)	\$26.4	\$34.5

**EMPLOYMENT BY INDUSTRY**  
Manufacturing: 23.1%  
Retail: 13.9%

**LARGEST PRIVATE-SECTOR EMPLOYER**  
Perdue

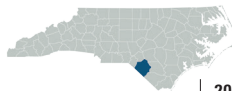
**LARGEST CITY/TOWN**  
Rockingham: population 9,099

**COUNTY PROPERTY TAX**  
83.0 cents per \$100 value

**HIGHER EDUCATION**  
Richmond Community College

## ROBESON

Robeson County Office of Economic Development  
910-739-7584  
robesoncountyoed.org



	2008	2018*
POPULATION (000S)	131.7	131.3
EMPLOYMENT (000S)	42.2	38.6
UNEMPLOYMENT RATE	8.2%	5.9%
PER CAPITA INCOME (000S)	\$24.9	\$28.9

**EMPLOYMENT BY INDUSTRY**  
Health care: 18.7%  
Manufacturing: 17.4%

**LARGEST PRIVATE-SECTOR EMPLOYER**  
Mountaire Farms

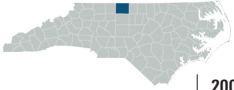
**LARGEST CITY/TOWN**  
Lumberton: population 20,960

**COUNTY PROPERTY TAX**  
77.0 cents per \$100 value

**HIGHER EDUCATION**  
UNC Pembroke;  
Robeson Community College

## ROCKINGHAM

Rockingham County Center for Economic Development, Small Business & Tourism  
336-342-8138  
gorockinghamcountync.com



	2008	2018*
POPULATION (000S)	92.8	91.3
EMPLOYMENT (000S)	29.1	25.1
UNEMPLOYMENT RATE	7.7%	4.5%
PER CAPITA INCOME (000S)	\$30.3	\$36.3

**EMPLOYMENT BY INDUSTRY**  
Manufacturing: 21.2%  
Retail: 15.1%

**LARGEST PRIVATE-SECTOR EMPLOYER**  
Walmart

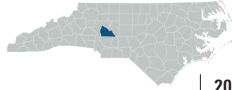
**LARGEST CITY/TOWN**  
Eden: population 15,023

**COUNTY PROPERTY TAX**  
69.5 cents per \$100 value

**HIGHER EDUCATION**  
Rockingham Community College

## ROWAN

Rowan EDC  
704-637-5526  
rowanedc.com



	2008	2018*
POPULATION (000S)	136.6	142.3
EMPLOYMENT (000S)	48.1	48.5
UNEMPLOYMENT RATE	7.0%	3.9%
PER CAPITA INCOME (000S)	\$30.7	\$37.0

**EMPLOYMENT BY INDUSTRY**  
Health care: 17.2%  
Manufacturing: 15.0%

**LARGEST PRIVATE-SECTOR EMPLOYER**  
Food Lion

**LARGEST CITY/TOWN**  
Salisbury: population 34,536

**COUNTY PROPERTY TAX**  
65.8 cents per \$100 value

**HIGHER EDUCATION**  
Catawba College; Livingstone College;  
Rowan-Cabarrus Community College

## RUTHERFORD

Rutherford County  
Economic Development  
828-287-6200  
rutherfordncedc.com



	2008	2018*
POPULATION (000S)	66.6	68.8
EMPLOYMENT (000S)	22.8	18.3
UNEMPLOYMENT RATE	8.3%	5.2%
PER CAPITA INCOME (000S)	\$25.8	\$31.6

**EMPLOYMENT BY INDUSTRY**  
Manufacturing: 15.9%  
Health care: 14.0%

**LARGEST PRIVATE-SECTOR EMPLOYER**  
Rutherford Regional Health System

**LARGEST CITY/TOWN**  
Forest City: population 7,429

**COUNTY PROPERTY TAX**  
59.7 cents per \$100 value

**HIGHER EDUCATION**  
Isothermal Community College

## SAMPSON

Sampson County Economic  
Development Commission  
910-592-8921  
sampsonedc.org



	2008	2018*
POPULATION (000S)	63.2	64.0
EMPLOYMENT (000S)	20.1	18.5
UNEMPLOYMENT RATE	5.6%	4.0%
PER CAPITA INCOME (000S)	\$29.9	\$36.0

**EMPLOYMENT BY INDUSTRY**  
Manufacturing: 16.7%  
Agriculture: 12.2%

**LARGEST PRIVATE-SECTOR EMPLOYER**  
Smithfield Foods

**LARGEST CITY/TOWN**  
Clinton: population 8,340

**COUNTY PROPERTY TAX**  
82.5 cents per \$100 value

**HIGHER EDUCATION**  
Sampson Community College

## SCOTLAND

Scotland County Economic  
Development Corp.  
910-266-4326  
scotlandcountyedc.org



	2008	2018*
POPULATION (000S)	36.5	35.8
EMPLOYMENT (000S)	14.1	11.8
UNEMPLOYMENT RATE	11.3%	7.4%
PER CAPITA INCOME (000S)	\$28.3	\$31.7

**EMPLOYMENT BY INDUSTRY**  
Manufacturing: 17.9%  
Health care: 17.4%

**LARGEST PRIVATE-SECTOR EMPLOYER**  
Scotland Health Care System

**LARGEST CITY/TOWN**  
Laurinburg: population 15,560

**COUNTY PROPERTY TAX**  
100.0 cents per \$100 value

**HIGHER EDUCATION**  
St. Andrews University;  
Richmond Community College

## STANLY

Stanly County Economic  
Development Commission  
704-986-3682  
stanlyedc.org



	2008	2018*
POPULATION (000S)	59.9	63.5
EMPLOYMENT (000S)	19.5	19.2
UNEMPLOYMENT RATE	6.7%	3.6%
PER CAPITA INCOME (000S)	\$29.3	\$38.0

**EMPLOYMENT BY INDUSTRY**  
Manufacturing: 17.9%  
Retail: 15.1%

**LARGEST PRIVATE-SECTOR EMPLOYER**  
Atrium Health

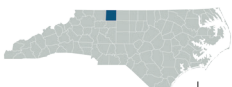
**LARGEST CITY/TOWN**  
Albemarle: population 16,140

**COUNTY PROPERTY TAX**  
67.0 cents per \$100 value

**HIGHER EDUCATION**  
Pfeiffer University;  
Stanly Community College

## STOKES

Stokes County Economic  
Development Commission  
336-593-2496  
stokesedc.com



	2008	2018*
POPULATION (000S)	46.9	46.6
EMPLOYMENT (000S)	7.3	7.5
UNEMPLOYMENT RATE	6.0%	3.6%
PER CAPITA INCOME (000S)	\$28.9	\$35.6

**EMPLOYMENT BY INDUSTRY**  
Retail: 15.6%  
Education: 14.2%

**LARGEST PRIVATE-SECTOR EMPLOYER**  
Wieland Copper Products

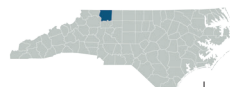
**LARGEST CITY/TOWN**  
King (part): population 6,245

**COUNTY PROPERTY TAX**  
66.0 cents per \$100 value

**HIGHER EDUCATION**  
Forsyth Technical  
Community College

## SURRY

Surry County Economic  
Development Partnership Inc.  
336-401-9900  
surryedp.com



	2008	2018*
POPULATION (000S)	72.9	73.1
EMPLOYMENT (000S)	30.2	29.3
UNEMPLOYMENT RATE	8.1%	3.6%
PER CAPITA INCOME (000S)	\$30.3	\$37.9

**EMPLOYMENT BY INDUSTRY**  
Retail: 16.0%  
Health care: 13.9%

**LARGEST PRIVATE-SECTOR EMPLOYER**  
Pike

**LARGEST CITY/TOWN**  
Mount Airy: population 10,252

**COUNTY PROPERTY TAX**  
58.2 cents per \$100 value

**HIGHER EDUCATION**  
Surry Community College

## SWAIN

Swain County Economic  
Development Commission  
828-448-7838; swaincountync.gov/  
economic-development.html



	2008	2018*
POPULATION (000S)	13.9	14.9
EMPLOYMENT (000S)	7.9	10.1
UNEMPLOYMENT RATE	8.1%	4.4%
PER CAPITA INCOME (000S)	\$26.4	\$37.1

**EMPLOYMENT BY INDUSTRY**  
Entertainment: 37.4%  
Government: 22.9%

**LARGEST PRIVATE-SECTOR EMPLOYER**  
Eastern Band of Cherokee Indians

**LARGEST CITY/TOWN**  
Bryson City: population 1,488

**COUNTY PROPERTY TAX**  
36.0 cents per \$100 value

**HIGHER EDUCATION**  
Southwestern Community College

## TRANSYLVANIA

Transylvania Economic Alliance  
828-393-4130  
transylvaniaalliance.com



	2008	2018*
POPULATION (000S)	32.4	35.0
EMPLOYMENT (000S)	9.5	9.0
UNEMPLOYMENT RATE	5.2%	3.8%
PER CAPITA INCOME (000S)	\$33.1	\$40.3

**EMPLOYMENT BY INDUSTRY**  
Health care: 16.7%  
Retail: 14.8%

**LARGEST PRIVATE-SECTOR EMPLOYER**  
Mission Health

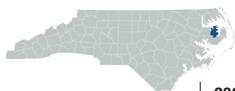
**LARGEST CITY/TOWN**  
Brevard: population 8,159

**COUNTY PROPERTY TAX**  
63.6 cents per \$100 value

**HIGHER EDUCATION**  
Brevard College;  
Blue Ridge Community College

## TYRRELL

Tyrrell County  
Economic Development  
252-796-1371  
tyrellcounty.org



	2008	2018*
POPULATION (000S)	4.4	4.3
EMPLOYMENT (000S)	1.1	1.1
UNEMPLOYMENT RATE	7.3%	6.3%
PER CAPITA INCOME (000S)	\$24.4	\$30.9

**EMPLOYMENT BY INDUSTRY**  
Government: 24.2%  
Retail: 12.3%

**LARGEST PRIVATE-SECTOR EMPLOYER**  
Capt. Charlie's Seafood

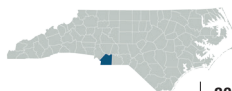
**LARGEST CITY/TOWN**  
Columbia: population 833

**COUNTY PROPERTY TAX**  
88.0 cents per \$100 value

**HIGHER EDUCATION**  
Beaufort County Community College

## UNION

Monroe-Union County  
Economic Development  
704-282-5780  
developunion.com



	2008	2018*
POPULATION (000S)	192.3	232.8
EMPLOYMENT (000S)	57.6	64.1
UNEMPLOYMENT RATE	5.7%	3.4%
PER CAPITA INCOME (000S)	\$36.7	\$49.6

**EMPLOYMENT BY INDUSTRY**  
Manufacturing: 19.1%  
Retail: 12.3%

**LARGEST PRIVATE-SECTOR EMPLOYER**  
Tyson Farms

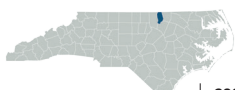
**LARGEST CITY/TOWN**  
Indian Trail: population 39,390

**COUNTY PROPERTY TAX**  
73.1 cents per \$100 value

**HIGHER EDUCATION**  
Wingate University;  
South Piedmont Community College

## VANCE

Henderson-Vance County Economic  
Development Commission  
252-492-2094  
vancecountyledc.com



	2008	2018*
POPULATION (000S)	45.1	45.2
EMPLOYMENT (000S)	16.3	14.5
UNEMPLOYMENT RATE	9.2%	5.7%
PER CAPITA INCOME (000S)	\$30.1	\$34.3

**EMPLOYMENT BY INDUSTRY**  
Health care: 14.8%  
Retail: 14.2%

**LARGEST PRIVATE-SECTOR EMPLOYER**  
Walmart

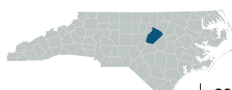
**LARGEST CITY/TOWN**  
Henderson: population 14,982

**COUNTY PROPERTY TAX**  
89.0 cents per \$100 value

**HIGHER EDUCATION**  
Vance-Granville Community College

## WAKE

Wake County Economic  
Development  
919-664-7000  
raleigh-wake.org



	2008	2018*
POPULATION (000S)	856.9	1074.0
EMPLOYMENT (000S)	452.1	560.3
UNEMPLOYMENT RATE	4.7%	3.3%
PER CAPITA INCOME (000S)	\$47.7	\$56.2

**EMPLOYMENT BY INDUSTRY**  
Retail: 11.3%  
Health care: 10.8%

**LARGEST PRIVATE-SECTOR EMPLOYER**  
Wake Med Health & Hospitals

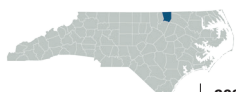
**LARGEST CITY/TOWN**  
Raleigh (part): population 463,115

**COUNTY PROPERTY TAX**  
72.1 cents per \$100 value

**HIGHER EDUCATION**  
Meredith College; William Peace  
University; St. Augustine's University;  
Shaw University; N.C. State University;  
Wake Technical Community College

## WARREN

Warren County Economic  
Development Commission  
252-257-3114  
warrencountync.org



	2008	2018*
POPULATION (000S)	20.8	20.2
EMPLOYMENT (000S)	3.6	3.1
UNEMPLOYMENT RATE	8.7%	6.0%
PER CAPITA INCOME (000S)	\$24.4	\$29.5

**EMPLOYMENT BY INDUSTRY**  
Government: 23.1%  
Retail: 12.7%

**LARGEST PRIVATE-SECTOR EMPLOYER**  
Glen Raven

**LARGEST CITY/TOWN**  
Norlina: population 1,072

**COUNTY PROPERTY TAX**  
79.0 cents per \$100 value

**HIGHER EDUCATION**  
Vance-Granville Community College

## WASHINGTON

Washington County  
Economic Development  
252-793-5823  
washconc.org



	2008	2018*
POPULATION (000S)	13.3	12.2
EMPLOYMENT (000S)	3.4	3.3
UNEMPLOYMENT RATE	7.9%	6.0%
PER CAPITA INCOME (000S)	\$30.2	\$35.1

**EMPLOYMENT BY INDUSTRY**  
Manufacturing: 21.3%  
Health care: 17.0%

**LARGEST PRIVATE-SECTOR EMPLOYER**  
Domtar Paper

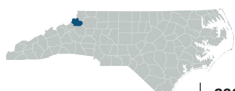
**LARGEST CITY/TOWN**  
Plymouth: population 3,544

**COUNTY PROPERTY TAX**  
85.5 cents per \$100 value

**HIGHER EDUCATION**  
Beaufort County Community College;  
Martin Community College

## WATAUGA

Watauga County Office of  
Economic Development  
828-264-3082  
wataugaedc.org



	2008	2018*
POPULATION (000S)	49.5	57.6
EMPLOYMENT (000S)	21.5	23.6
UNEMPLOYMENT RATE	4.6%	3.5%
PER CAPITA INCOME (000S)	\$30.1	\$35.5

**EMPLOYMENT BY INDUSTRY**  
Hospitality: 19.4%  
Education: 18.7%

**LARGEST PRIVATE-SECTOR EMPLOYER**  
Appalachian Regional Healthcare  
System

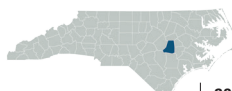
**LARGEST CITY/TOWN**  
Boone: population 19,797

**COUNTY PROPERTY TAX**  
40.3 cents per \$100 value

**HIGHER EDUCATION**  
Appalachian State University;  
Caldwell Community College and  
Technical Institute

## WAYNE

Wayne County  
Development Alliance Inc.  
919-731-7700  
waynealliance.org



	2008	2018*
POPULATION (000S)	120.0	124.7
EMPLOYMENT (000S)	45.6	42.0
UNEMPLOYMENT RATE	6.0%	4.4%
PER CAPITA INCOME (000S)	\$31.3	\$37.1

**EMPLOYMENT BY INDUSTRY**  
Health care: 19.3%  
Retail: 14.4%

**LARGEST PRIVATE-SECTOR EMPLOYER**  
Wayne Memorial Hospital

**LARGEST CITY/TOWN**  
Goldsboro: population 33,636

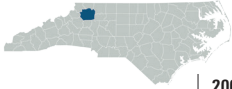
**COUNTY PROPERTY TAX**  
66.4 cents per \$100 value

**HIGHER EDUCATION**  
University of Mount Olive  
Wayne Community College



## WILKES

Wilkes Economic Development Corp.  
336-838-1501  
wilkesedc.com



	2008	2018*
POPULATION (000S)	68.8	69.9
EMPLOYMENT (000S)	22.5	22.0
UNEMPLOYMENT RATE	7.8%	3.7%
PER CAPITA INCOME (000S)	\$27.8	\$35.7

**EMPLOYMENT BY INDUSTRY**  
Manufacturing: 20.5%  
Retail: 12.7%

**LARGEST PRIVATE-SECTOR EMPLOYER**  
Tyson Farms

**LARGEST CITY/TOWN**  
North Wilkesboro: population 4,372

**COUNTY PROPERTY TAX**  
66.0 cents per \$100 value

**HIGHER EDUCATION**  
Wilkes Community College

## WILSON

Wilson Economic Development Council  
252-237-1115  
wilsonedc.com



	2008	2018*
POPULATION (000S)	79.6	82.0
EMPLOYMENT (000S)	39.5	36.3
UNEMPLOYMENT RATE	8.0%	6.2%
PER CAPITA INCOME (000S)	\$33.5	\$39.3

**EMPLOYMENT BY INDUSTRY**  
Manufacturing: 19.5%  
Health care: 13.4%

**LARGEST PRIVATE-SECTOR EMPLOYER**  
BB&T

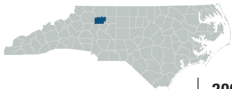
**LARGEST CITY/TOWN**  
Wilson: population 49,054

**COUNTY PROPERTY TAX**  
73.0 cents per \$100 value

**HIGHER EDUCATION**  
Barton College;  
Wilson Technical Community College

## YADKIN

Yadkin County Economic Development Council  
336-679-2200  
yadkinedc.com



	2008	2018*
POPULATION (000S)	38.1	38.5
EMPLOYMENT (000S)	9.5	9.9
UNEMPLOYMENT RATE	5.8%	3.4%
PER CAPITA INCOME (000S)	\$29.9	\$36.2

**EMPLOYMENT BY INDUSTRY**  
Manufacturing: 27.7%  
Transportation: 9.9%

**LARGEST PRIVATE-SECTOR EMPLOYER**  
Unifi

**LARGEST CITY/TOWN**  
Yadkinville: population 2,973

**COUNTY PROPERTY TAX**  
66.0 cents per \$100 value

**HIGHER EDUCATION**  
Surry Community College

## YANCEY

Yancey County Economic Development Commission  
828-682-7722  
yanceyedc.org



	2008	2018*
POPULATION (000S)	17.9	18.4
EMPLOYMENT (000S)	4.0	4.4
UNEMPLOYMENT RATE	7.8%	3.9%
PER CAPITA INCOME (000S)	\$27.1	\$34.4

**EMPLOYMENT BY INDUSTRY**  
Manufacturing: 28.8%  
Retail: 13.2%

**LARGEST PRIVATE-SECTOR EMPLOYER**  
Altec Industries

**LARGEST CITY/TOWN**  
Burnsville: population 1,709

**COUNTY PROPERTY TAX**  
60.0 cents per \$100 value

**HIGHER EDUCATION**  
Mayland Community College

## SOURCES

Population, counties, largest city/town, employment and unemployment rate: N.C. Office of State Budget and Management. Hyde and Currituck counties have no incorporated towns. Employment number comes from the Quarterly Census of Employment and Wages (All Industries category). Employment share by industry sector and largest private-sector employer: N.C. Department of Commerce Labor and Economic Analysis Division, as of fourth quarter of 2018. 2019-20 property-tax rate: North Carolina Association of County Commissioners and N.C. Department of Revenue. Per capita income: U.S. Bureau of Economic Analysis. Community colleges are listed for every county in their designated service area.

\*Per capita income is for 2017, the most recent year available.



THE NEW RIVER, N.C. DIVISION OF PARKS AND RECREATION